

SECOND NATURE[®] COLLECTION



KITCHENS | BEDROOMS | HOME OFFICE

SN.

If you can dream it,
we can design it

**SECOND
NATURE**
COLLECTION

Designing the perfect space is Second Nature to us, so your dream kitchen, bedroom or home office is never far away.

Here at Second Nature, we have an abundance of design possibilities ready and waiting to help you create your ideal room.

From Shaker to Modern styles, our expert designers have created an extensive collection of furniture to suit an array of budgets, spaces and tastes, and with generations of experience, we're confident we'll help you transform the heart of your home.

Available through a network of over 180 independent retailers across the UK, your local Second Nature specialist will guide you through the entire process with the highest level of service and care, to ensure that you get a kitchen, bedroom or home office that fits flawlessly around your lifestyle.

Packed full of the very latest ideas, this inspiration book aims to provide you with the confidence to create the perfect setting that you'll love for years to come.

www.sncollection.co.uk



SECOND NATURE[®] COLLECTION

Our story began over 100 years ago, as a humble, independent, family run supplier of hardware and tools in County Durham.

Since then, we have evolved and grown, and whilst our headquarters are still located in County Durham, we've become one of the leading independent kitchen brands across the UK, with our award winning Second Nature kitchens in thousands of homes nationwide. We have now also branched out to other areas of the home, offering you beautiful, flexible, and high-quality bedroom and home office solutions.

Built upon skilled craftsmanship, technical expertise, and an experienced in-house design team, we scour the world to bring you the latest styles, materials and finishes, and our unique approach has helped us forge lasting partnerships with a growing family of over 180 independent retailers nationwide.

Second Nature
Family Company.
National Brand.
Local Experts.

www.sncollection.co.uk



WHERE IT ALL BEGAN

At Second Nature, we're proud to bring your dream spaces to life, through a specialist network of over 180 independent studios across the UK.

LOCAL INDEPENDENT SPECIALISTS

With over 180 independent showrooms across the UK, we work with some of the very best local companies in the heart of your community, so you can be sure your trusted Second Nature retailer is ready and waiting on your doorstep to help you create the perfect space.

INDEPENDENT DESIGN IS PRICELESS, BUT IT DOESN'T COST AS MUCH AS YOU THINK

The benefit of choosing a Second Nature specialist lies in the personal, tailored service you receive. Listening to your ideas, tastes, and lifestyle needs, with the knowledge to re-imagine the best use of your space, your Second Nature designer will create a tailor-made kitchen, bedroom or home office, just for you - which you simply won't find anywhere else.



With a passion for design and bags of experience, our family of retailers will give you a seamless, hassle-free experience from concept to completion, guiding you every step of the way with knowledgeable advice, honesty and transparency. What's more, there's no space too challenging for our team - we tackle all shapes and sizes, offering thousands of furniture accessories and storage options to make your wishes come true.



Find your local, independent Second Nature specialist, and discover your dream design.

www.sncollection.co.uk/showrooms

OVER
180
SHOWROOMS
NATIONWIDE



Crathorne shown in Carbon
Worksurface: Strata Ultra HD Strata Odyssey

KITCHENS

SHAKER

Clarendon	18
Mornington	26
Crathorne	46
Hunton	54
Fitzroy	66
Milbourne	72
Belsay	78
Broad oak	94
Stanhope Classic	96

MODERN

Remo	102
Porter	110
Arlo	124
Unity	128
Stanhope Modern	138

FEATURE DOORS

Alpina	144
Feature Glazed	146



Mornington Beaded shown in Copse Green
Handles: Outline Edge with Aged Brass Backplate



Belsay Woodgrain shown in Dove Grey
Handle: Arlington Antique Bronze Bar handle (H540188.BR)

BEDROOMS

Mornington Beaded	150
Hunton	154
Belsay	160
Porter	172
Sculpt	176
Feature Doors	180
Stanhope	182
Unity	184
Sliding	186
Walk-in	188

HOME OFFICE

Mornington	192
Crathorne	196
Hunton	198
Belsay	202
Porter	208

FINISHING TOUCHES	212
-------------------	-----

OUR COLLECTION	238
----------------	-----

REAL KITCHENS

To inspire you on your renovation journey, we've gathered a variety of our favourite real kitchens in real British homes, designed by independent Second Nature specialists across the UK, in a range of door styles and colours.

Exploring examples of real kitchens, designed and brought to life in real homes, can often provide the inspiration and reassurance you need to envision your own space, and make the final decision.

To discover more beautiful designs, head over to our Second Nature website where you can browse a whole host of different kitchens by style, finish and layout, to gather ideas and gain a true indication of the type of kitchen a specialist could create for your space and budget.

www.sncollection.co.uk/real-kitchens

RETAILERS SHOWN


1. Wilson Drummond | 2. Cookhouse | 3. Court Homemakers
4. Smith Interiors | 5. Little Kitchen and Bedroom Company



1. Mornington Beaded in Porcelain and Stone




2. Remo in Hartforth Blue



3. Porter Handleless Matt White with Brushed Brass rail



4. Porter in Regiment and Dove Grey



5. Hunton Taupe Grey and Porcelain

SHAKER

KITCHENS

Featuring an array of beautiful Shaker styles, our versatile collection has been designed to suit and complement any home. For a contemporary twist, a selection of our Shaker designs are available as a sleek handleless look, or with an integrated handle as part of our unique Outline Collection.

Clarendon	18	Milbourne	72
Shaker	20		
Beaded	24	Belsay	78
		Woodgrain	80
Mornington	26	Smooth	86
Shaker	28	Beaded	90
Beaded	36		
Vale	42	Broad oak	94
Outline	44		
		Stanhope Classic	96
Crathorne	46		
Handleless	50		
Outline	52		
Hunton	54		
Handleless	62		
Outline	64		
Fitzroy	66		
Outline	70		



Belsay Smooth shown in Reed Green

Worksurfaces: Strata Quartz Pietra Charcoal

Handles: Didsbury Matt Black Knob (K1120.33490MB) & D Handle (H1140.160497MB)

CLARENDON



SHAKER



BEADED

CLARENDON

Shaker shown in Hartforth Blue

Worksurfaces: Silestone Eternal Serena Suede

Handles: Hoxton Antique Bronze Effect Cup Handle (H1104.96.BR) & Weel Antique Bronze Effect Knob (H1091.60.BR)

The Clarendon collection effortlessly blends classic Shaker design with elegant in-frame detailing, offering a sophisticated kitchen aesthetic. Inspired by timeless period furniture, it showcases a pronounced woodgrain finish with a delicate Ovolo frame. Available in a wide palette of painted colours, Clarendon adds charm and character to any kitchen space.



Bespoke
Sizes



Solid wood/
real wood
veneer

1 MATT COLOUR AS STANDARD



Porcelain

+



Further painted colours
available See page 240

Shaker only



CLARENDON

Shaker shown in Dove Grey & Regiment

Worksurfaces: Caesarstone Quartz Primordia



CLARENDON BEADED

Shown in Malbec

Worksurfaces: Strata Quartz Ferro Corchia and Oak End Grain

Handles: Arden Antique Bronze Fluted T-Bar (H1184.704.96.BR), Fluted Bar (H1183.160497.BR) & Fluted Knob (K1138.30490.BR)

Featuring an intricate Ovolo bead, distinctive woodgrain texture, and a refined narrow frame, Clarendon Beaded offers an extra layer of ornate personalisation with its additional beading. This touch of elegance makes it an ideal choice for crafting a timeless kitchen that will continue to be a firm family favourite for years to come.



Solid wood/
real wood
veneer

PAINTED ON REQUEST




Painted colours available
See page 240

MORNINGTON



SHAKER



BEADED



VALE



MORNINGTON SHAKER

Shaker shown in Ives Blue and Inkwell

Worksurface: Strata Quartz Strata Statuario

Handle: Heworth Bright Nickel Knob (K1119.30.BN)

The Mornington Shaker is a timeless classic, combining simple elegance with the ability to personalise your kitchen while staying true to Shaker style. Available in 9 standard finishes, this versatile range offers understated sophistication and adaptability, making it ideal for creating a kitchen that reflects your unique taste.

£ £ £



OUTLINE
Edge



Bespoke
Sizes



Solid wood/
real wood
veneer

9 STANDARD COLOURS AS STANDARD



Porcelain



Stone



Dove Grey



Taupe Grey



Partridge
Grey



Regiment



Dust Grey



Graphite



Hartforth
Blue

+



Further painted
colours available
See page 240



MORNINGTON SHAKER

Shown in Regiment

Worksurfaces: Strata Quartz Strata Imperial

Handles: Belgrave Matt Black Pull Handle (8/951.B.MB) & Knob (K1107.35.MB)

MORNINGTON SHAKER

Shown in Hartforth Blue

Worksurfaces: Strata Quartz Marbled Grey

Handles: Claremont Antique Bronze Bar Handle (H1103.160.BR) & Knob (K1106.30.BR)

MORNINGTON SHAKER

Shown in Taupe Grey & Copse Green

Worksurfaces: Strata Quartz Strata Calacatta Platinum

Handles: Dartmouth Aged Brass T Bar (H1123.60.AGB) & Bar Handle (H1128.160.AGB)

MORNINGTON BEADED

Shown in Regiment & Taupe Grey

Worksurfaces: Strata Ultra HD Strata Tempest

Handles: Alchester Matt Black Cup Handle (H1179.96 MB) & Knob (K1136.30 MB)

Mornington Beaded embraces traditional charm by enhancing the classic Shaker style with elegant quarter-round bead detailing. Available in seven carefully selected stocked colours and an additional 35 paint-to-order options, this timeless kitchen design is ideal for growing families seeking both style and versatility.

£ £ £



OUTLINE
Edge



Bespoke
Sizes



Solid wood/
red wood
veneer

7 MATT COLOURS AS STANDARD



Porcelain



Taupe Grey



Stone



Dove Grey



Regiment



Dust Grey



Hartforth Blue

+



Further painted
colours available
See page 240

MORNINGTON BEADED

Beaded shown in Pimento, Stone & Porcelain

Worksurfaces: Strata Quartz Pietra Auburn & Strata Quartz Pietra Taupe

Handles: Horton Aged Brass Cup Handle (H1146.105.AGB), Bow Handle (H1147.205.AGB) & Knob Handle (K1118.31.AGB)

MORNINGTON BEADED

Shown in Graphite

Worksurfaces: Strata Granite Super White Eclipse

Handles: Arden Matt Black D Handle (H1183.160497.MB)

MORNINGTON VALE

Shown in Putty & Carbon

Worksurfaces: Silestone Eclectic Pearl & Strata Prime Oak Full Stave
Handles: Hexham Antique Bronze T Bar (H1167.75.BR) & Bar Handle (H1166.160.BR)

Our Mornington Vale collection captures the timeless charm of British design, featuring classic Shaker doors and an elegant in-frame appearance. Offering a high-end traditional look at an accessible price, it comes in 35 beautiful painted colours, allowing you to add a personal touch and create a kitchen that's uniquely yours.

£ £ £



Bespoke Sizes



Solid wood/
red wood
veneer

PAINTED ON REQUEST



Painted colours available
See page 240

MORNINGTON OUTLINE

Shaker Edge shown in Stone and Porcelain

Worksurfaces: Sensa Granite Vancouver

Handles: Outline Edge with colour matched backplates

OUTLINE

To explore the full Outline collection see page 244

BACKPLATE FINISH OPTIONS



Stainless Steel



Antique Bronze Effect



Aged Brass



Brushed Brass



Bright Copper



Oak



Walnut



Carbon



Matching

BACKPLATE STYLE

EDGE

PAINTED ON REQUEST



Painted colours available
See page 240

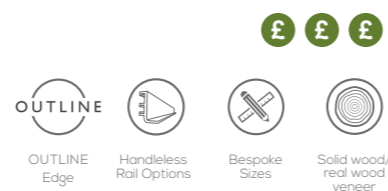
CRATHORNE

Shown in Taupe Grey

Worksurfaces: Strata Ultra HD Strata Khamsin

Handles: Bloomfield Antique Bronze T Bar (H995.68.BR) & Bar Handle (H994.160.BR)

With an elegant narrow Shaker design and a distinctive ash-grain, Crathorne lends itself perfectly to both classic and contemporary kitchen looks. It can be paired with an eye catching rail detail for a sleek handleless look, or can be further customised with an Edge handle from our Outline integrated handle collection.



5 MATT COLOURS AS STANDARD



+



Further painted colours
available See page 240

CRATHORNE

Shown in Regents Green

Worksurfaces: Strata Quartz Nera Astratto

Handles: Claremont Antique Bronze D Handle (H1103160.BR) & Knob Handle (K110630.BR)



CRATHORNE HANDLELESS

Shown in Hartforth Blue & Dust Grey

Worksurfaces: Strata Granite Sinuous White
Handleless Rail: Brushed Brass

5 MATT COLOURS AS STANDARD


Porcelain


Dove Grey


Taupe Grey


Hartforth Blue


Regiment

+


Further painted colours available See page 240

HANDLELESS RAIL FINISHES


Aluminium


Graphite


Brushed Brass


Brushed Copper


Champagne












CRATHORNE OUTLINE

Shown in Taupe Grey

Worksurfaces: Dekton Nebbia & Dekton Marmorio
Handles: Outline Edge with Oak backplates

OUTLINE To explore the full Outline collection see page 244


BACKPLATE FINISH OPTIONS

-  Stainless Steel
-  Antique Bronze Effect
-  Aged Brass
-  Brushed Brass
-  Bright Copper
-  Oak
-  Walnut
-  Carbon
-  Matching

BACKPLATE STYLE

EDGE 

PAINTED ON REQUEST

 Painted colours available
See page 240



HUNTON

Shown in Carbon

Worksurfaces: Strata Quartz Kemble

Handles: Hove D-Handle (H1130.160.MB)

A contemporary take on the classic Shaker, Hunton features a narrow surround, a smooth painted finish, and is equally at home in any modern or traditional setting. Further personalise with an Edge handle from our Outline integrated handle collection for a truly unique look.

£ £ £

OUTLINE

OUTLINE
Edge

Bespoke
Sizes

Solid wood/
real wood
veneer

7 COLOURS AS STANDARD

Porcelain

Dove Grey

Taupe Grey

Regiment

Dust Grey

Hartforth Blue

Graphite

+

P

Further painted colours
available See page 240



HUNTON

Shown in Hartforth Blue & Porcelain

Worksurface: Silestone Eternal Serena

Handles: Knurled Aged Brass Knob (K111120B384AGB) & Bar Handle (H1126257B386AGB) with Backplates



HUNTON

Shown in Majestic Teal & Dove Grey

Worksurface: Dekton Trance

Handles: Harton Bright Nickel Knob (K1118.31.BN) & Bar Handle (H1147.205.BN)



HUNTON

Shown in Taupe Grey & Graphite

Worksurface: Strata Quartz Granite Cerchia

Handle: Henley Aged Brass T-Bar (H1182.38 AGB) & D Handle (H1181.160 AGB)



HUNTON HANDLELESS

Shown in Copse Green & Cashmere

Worksurfaces: Strata Quartz Perlatino

Handleless Rail: Brushed Brass

7 COLOURS AS STANDARD



+  Further painted colours available See page 240

HANDLELESS RAIL FINISHES



HUNTON OUTLINE

Edge shown in Porcelain and Carbon with Porter

Worksurfaces: Dekton Arga

Handles: Outline Edge with colour matched and Carbon backplates

OUTLINE

To explore the full Outline collection see page 244

BACKPLATE FINISH OPTIONS



Stainless Steel



Antique Bronze Effect



Aged Brass



Brushed Brass



Bright Copper



Oak



Walnut



Carbon



Matching

BACKPLATE STYLE

EDGE

PAINTED ON REQUEST



Painted colours available
See page 240

FITZROY

Shown in Stone


Worksurface: Strata Crystal Grey

Handle: Clarendon Antique Bronze Effect Cup Handle (H105.64 BR) & Knob (K106.30 BR)

A versatile Shaker with a smooth painted finish and classic proportions, Fitzroy provides an ideal canvas to create an array of different looks. Further tailor with the integrated Edge or Portal handles from our Outline Collection for a contemporary feel.



4 MATT COLOURS AS STANDARD



+



Further painted colours
available See page 240

FITZROY

Shown in Copse Green

Worksurfaces: Strata Quartz Strata Calacatta Gold

Handles: Claremont Antique Bronze Cup Handle (H1105.64.BR) & Knob (K1106.30.BR)












FITZROY OUTLINE

Edge shown in Regents Green

Worksurfaces: Strata Quartz Nera Astratto
Handles: Outline Edge with Aged Brass Backplates

OUTLINE To explore the full Outline collection see page 244


BACKPLATE FINISH OPTIONS

-  Stainless Steel
-  Antique Bronze Effect
-  Aged Brass
-  Brushed Brass
-  Bright Copper
-  Oak
-  Walnut
-  Carbon
-  Matching

BACKPLATE STYLE

-  EDGE
-  PORTAL

PAINTED ON REQUEST

-  Painted colours available
See page 240

MILBOURNE

Shown in Sage

Worksurfaces: Strata Quartz Strata Calacatta Platinum
Handles: Thorne Antique Bronze Effect Bar Handle (H540188.BR)

From one look comes an abundance of possibilities. With a wide frame design, a subtly textured woodgrain finish and an impressive seven standard colours to choose from, plus further painted shades, Milbourne's Shaker style can be dressed up or down to suit any setting.



7 COLOURS AS STANDARD



Further painted colours available See page 240



MILBOURNE

Shown in Hartforth Blue

Worksurfaces: Strata Quartz White Venato

Handles: Linton Chrome T-Bar (H1120.60.CH) & Bar Handle (H1120.160.CH)



MILBOURNE

Shown in Dust Grey & Dove Grey

Worksurfaces: Strata Quartz Calacatta Silver

Handles: Harton Bright Nickel Knob (K1118.31.BN) & Cup Handle (H1146.105.BN)

BELSAY

WOODGRAIN

SMOOTH

BEADED

BELSAY WOODGRAIN

Shown in Indigo

Worksurfaces: Strata Quartz White Venato & Strata Timber Oak End Grain

Handles: Lloyd Brushed Brass Knob (KI24.25.BHB) & Cup (HI55.96.BHB)

Our simple, elegant and affordable Shaker door features a frame with modern proportions, a chamfer detailing on the centre panel and a beautiful textured woodgrain-style finish.



6 MATT COLOURS AS STANDARD



+



Further painted colours available See page 240

BELSAY WOODGRAIN

Shown in Reed Green

Worksurfaces: Strata Quartz Pietra Charcoal

Handles: Didsbury Matt Black Knobb (K1120.33490MB) & D Handle (H1140.160497MB)



BELSAY WOODGRAIN

Shown in Cashmere

Worksurfaces: Strata Quartz Pietra Charcoal

Handles: Didsbury Matt Black Knob (K1120.33490MB) & D-Handle (H1140160497MB)



BELSAY SMOOTH

Shown in Reed Green

Worksurfaces: Strata Quartz Pietra Charcoal

Handles: Didsbury Matt Black Knob (K1120.33490MB) & D Handle (H1140.160497MB)

Belsay Smooth showcases the same modern frame proportions and chamfered detailing, however, this adaptation of the popular Belsay range features a smooth matt finish to create a sleeker and more contemporary look.



5 MATT COLOURS AS STANDARD





BELSAY SMOOTH

Shown in Cashmere

Worksurfaces: Dekton Aura
 Handles: Gales Satin Brass T-Bar (H1170.75.SB) & Bar Handle (H1169.160.SB)



BELSAY BEADED

Shown in Reed Green

Worksurfaces: Strata Ultra HD Strata Odyssey

Handles: Arden Antique Bronze Effect T Bar (H1184.70.BR) & Bar Handle (H1183.160.BR)

For those looking for a more traditional style, Belsay Beaded introduces a decorative inner bead detail around the Shaker framing. Enhancing our affordable Belsay door range, Belsay Beaded champions refined detailing and a distinct woodgrain effect finish for a classic Shaker look.



4 MATT COLOURS AS STANDARD



Porcelain



Cashmere



Dove Grey



Reed Green

+



Further painted colours available See page 240



BELSAY BEADED

Shown in Dove Grey

Worksurfaces: Strata Nera Astratto

Handles: Reeth Stainless Steel Knob (K1113.46 SS) & Cup (H1136.36 SS)



BROADOAK

Shown in the Natural finish

Worksurfaces: Strata Quartz Strata Imperial

Handles: York Chrome Cup Handle (H1121160.CH) & Wath Chrome Knob (CF6420)

Our Broadoak range epitomises traditional kitchen design with its emphasis on classic interior features, clean lines, and a distinctive woodgrain detailing. Its unique natural finish creates a rustic and timeless aesthetic, making it the perfect choice for those seeking an ultra-traditional kitchen.



1 STOCKED FINISH AS STANDARD



Natural

+



Further painted colours available See page 240

STANHOPE CLASSIC

Langley shown in Matt Thorpe Green

Worksurface: Silestone Eternal Calacatta Gold

Handles: Bloomfield Matt Black T-Bar (H994.160.MB) & Bar Handle (H995.68.MB)



STANHOPE CLASSIC

Bolam in Sage

Worksurface: Strato Marbled Grey
Handles: D Handle with Backplate (H1183160497.SS)

STANHOPE CLASSIC MADE-TO-MEASURE



Stanhope boasts a complete made-to-measure collection across four Shaker door styles, in a choice of matt, supermatt, gloss and woodgrain effect finishes.

Choose from Bolam, an ever-popular, modern design, Langley, a classic Shaker with Ovolo framed detailing, Renwick, an eye-catching, slim look and finally, Brampton, which features a traditional 5-piece design.

AVAILABLE IN THE FOLLOWING DOOR STYLES



Bolam



Langley



Renwick



Brampton

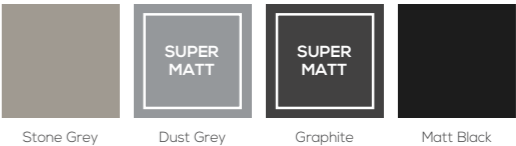


TO VIEW THE FULL STANHOPE CLASSIC
COLLECTION PLEASE SEE PAGE 251

NEUTRALS




GREYS




GLOSS – Not Available in Brampton & Langley or Angled Doors




GREENS



BLUES



WOODGRAIN EFFECT



MODERN

KITCHENS

Our collection of modern kitchens have been designed to help you create a stunning array of stylish, contemporary looks to reflect your personality – with no compromise on quality or functionality. For further personalisation, our best-selling Porter door is also available as a seamless handleless design, and it can also take on a fresh new appearance with a choice of four integrated handle styles, as part of our Outline Collection whilst our Unity range comes in a wide collection of unique and eye-catching finishes.

Remo	102
Porter	110
Handleless	116
Outline	120
Arlo	124
Unity	128
Stanhope Modern	138



Porter shown in Matt Graphite
Worksurfaces: Dekton Ceppo & Dekton Grigio
Handles: Rivington Walnut Bar Handle (H1187160.WA)



REMO

Shown in Gloss Taupe Grey with Unity Natural Davos Oak

Worksurfaces: Dekton Zenith & Dekton Lucid
Shelving: Floating Shelf

Inspired by modern European styles, Remo's contemporary, minimal design features a smooth painted finish in either a matt or gloss finish alongside an integrated j-pull handle. The added availability of bespoke elements, such as our unique feature handle options, makes Remo perfect for those searching for a sleek, individual look.

£ £ £



Bespoke
Sizes

9 COLOURS AS STANDARD



+



Further painted colours
available See page 240

REMO

Shown in Malbec & Taupe

Worksurfaces: Dekton Sonnia
Shelving: Kesseböhmer YouK



REMO

Shown in Matt Regents Green & Matt Carbon



Worksurfaces: Dekton Laurent



REMO

Shown in Matt Regiment with Unity Black Marquina

Worksurfaces: Dekton Sirius



PORTER

Shown in Matt Graphite

Worksurfaces: Dekton Ceppo

Handles: Rivington Walnut Bar Handle (H1187160.WA)

Our best-selling Porter door features a simple, linear design for an ultra-modern look. Pair with a handle or an eye-catching rail detail for a sleek handleless aesthetic, or personalise your kitchen further with any of the four integrated handle designs from our Outline Collection.



OUTLINE
Portal, Edge,
Channel,
Extended
Channel



Handleless
Rail Options



Bespoke
Sizes



10 COLOURS AS STANDARD



White



Porcelain



Cashmere



Dove Grey



Taupe Grey



Silver Grey



Regiment



Dust Grey



Graphite



Hartforth Blue



Further painted colours
available See page 240

Matt and Gloss

Matt only



PORTER

Shown in Matt Hartforth Blue and Unity Brown Orleans Oak

Worksurfaces: Strata Quartz Calacatta Silver

Handles: Lloyd Hartforth Blue D-Handle (H1156.160.HB) & Knob (K1124.25.HB)



PORTER

Shown in Gloss White

Worksurfaces: Strato Quartz Morning Frost worksurface & Corian Solid Surface Domino Terrazzo splashback
Handles: Soho Matt White Trim Handles (H1131.90.MW)



PORTER HANDLELESS

Shown in Matt Taupe Grey with Unity Brushed Champagne Metallic

Worksurfaces: Strata Quartz Patagonia

Handleless Rail: Champagne

10 COLOURS AS STANDARD



Further painted colours
available See page 240

HANDLELESS RAIL FINISHES






PORTER HANDLELESS

Shown in Gloss Dove Grey & Matt Regiment

Worksurfaces: Strata Quartz Carrara Gioia

Handleless Rail: Brass Handles: Hessay Brushed Brass D Handle (H1133.320.BHB)




PORTER OUTLINE

Portal shown in Matt Bay Green & Matt Dust Grey

Worksurfaces: Strata Quartz Trinity Concrete
Handles: Outline Portal with Brushed Brass backplates

OUTLINE To explore the full Outline collection see page 244

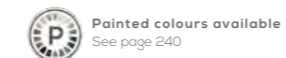
BACKPLATE FINISH OPTIONS



BACKPLATE STYLE



PAINTED ON REQUEST





PORTER OUTLINE

Channel and Extended Channel shown in Matt White & Matt Carbon

Worksurfaces: Silestone Corktown & Silestone Seaport

Handles: Outline Channel & Extended Channel with colour matched & Walnut backplates

OUTLINE To explore the full Outline collection see page 244



ARLO

Shown in Gloss Taupe Grey

Worksurfaces: Strata Quartz Morning Frost

Arlo offers a contemporary aesthetic with its smooth lines and distinctive J-pull handle. Ideal for those seeking a sleek, modern look, this range combines stylish design with affordability, providing a sophisticated interior at an accessible price.



3 COLOURS AS STANDARD



White Dove Grey Taupe Grey

Gloss only



ARLO

Shown in Gloss White

Worksurfaces: Strata Prime Oak

UNITY

Showing in Grey Bardolino Oak with Porter Gloss Dove Grey

Worksurfaces: Silestone Pearl Jasmine

Handles: Hove Matt Black D Handle (H1130.160.MB) & Soho Dove Grey Trim Handle (H1131.90.DV)



UNITY

Shown in Deluxe Supermatt Bordeaux & Deluxe Supermatt Onyx Nero

Worksurfaces: Strata Quartz Ferro Corchia

Handles: Henley Aged Brass D-Handle (H1181160498AGB)

UNITY

Shown in Unity Tobacco Oak Linear & Luxe Bronze Metallic

Worksurfaces: Dekton Aeris & Strata Pietra Carbon
Handles: Lloyd D Handle in Matt Black (H1156.160.AT)

UNITY

Shown in Natural Oak Linear & Supermatt Reed Green

Worksurfaces: Silestone Eternal Calacatta Gold
Handles: Thorne Matt Black D Handle (H540.188.MB)

UNITY



Our Unity collection is designed to give you ultimate flexibility in designing your dream kitchen. With over 50 finishes to choose from, you have the capacity to create a kitchen unique to you and your home.

You can choose from our fantastic range of finish and colour collections; plus, further personalise your space with additional edging options. Once you have designed your dream kitchen, thanks to our Made-to-Measure services, you will be able to maximise every inch of space available, without compromising on style or design.

AVAILABLE IN THE FOLLOWING FINISHES

COLOUR COLLECTION

DELUXE SUPERMATT FINISHES

Lotus White

Salt Grey

Sandstone

Moss

Flint

Oxford Blue

Onyx Nero

Bordeaux

SUPERMATT FINISHES - Matching edge only.

Pure White

Cashmere

Taupe Grey

Light Grey

Dust Grey

Reed Green

Thorpe Green

Graphite

Indigo Blue

Soft Carbon

GLOSS FINISHES

Pure White

Cashmere

Taupe Grey

Light Grey

Dust Grey

Graphite


GLOSS METALLIC FINISHES

Fjord Metallic

Gold Metallic

EDGE OPTIONS

You even have the choice of door edge: go with a two-tone 3D glass effect or matching edges for the seamless look.



Matching edge for seamless finish

Two-tone 3D glass effect for a contrasting look

Woodgrain & concrete effect finish only available in matching edge.



Made-to-Measure Collection



Handleless Rail Options

LUXE INDUSTRIAL COLLECTION

LUXE METALLIC FINISHES

Luxe Bronze Metallic

Luxe Steel Metallic

Luxe Anthracite Metallic

BRUSHED METALLIC FINISHES

Brushed Champagne
(Features a graphite reverse)

Brushed Bronze
(Features a graphite reverse)

Brushed Anthracite
(Features a graphite reverse)

ANODISED METALLIC FINISHES

Notes:
Metallic colours have a directional finish as indicated by arrows on the protective film. Arrows should all face in the same direction when fitting. Drilling must be specified left or right hand with metallic doors.

Oxidized Bronze

Oxidized Anthracite

CONCRETE FINISHES

Hayward

Trellick Concrete

Banham Concrete

STONE COLLECTION

MARBLE FINISHES

White Statuario

Mocha Pietra

Black Marquina

WOODGRAIN COLLECTION

LINEAR WOODGRAIN

Natural Oak Linear

Tobacco Oak Linear

Black Oak Linear

RUSTIC WOODGRAIN

Natural Oak Montane

Washed Walnut Montane

Tobacco Oak Montane

NATURAL WOODGRAIN - Matching edge only.

White Halifax Oak

Natural Davos Oak

Grey Bardolino Oak

Natural Halifax Oak

Brown Orleans Oak

Lincoln Walnut

Natural Carini Walnut

Marone Casella Oak

Shadow Black

STANHOPE MODERN

Whitfield in Gloss White

Worksurface: Dekton Daze

Handleless Rail: Stainless Steel



STANHOPE MODERN

Whitfield in Matt Dove Grey & Supermatt Graphite

Worksurface: Strata Quartz Pietra Cloud
Handles: Lloyd Brushed Brass Bar Handle (H1156160.BHB) & Knob (K1124.25BHB)


STANHOPE MODERN MADE-TO-MEASURE

£

The Stanhope collection features a complete made-to-measure offering across two modern door styles, in a choice of Supermatt, Matt, Gloss and Woodgrain effect finishes. Choose from the simple Whitfield slab or the integrated handle design of Acomb.

Combining clean lines with a contemporary colour palette, this range is perfect for those looking to create a minimalist environment at an affordable price.

AVAILABLE IN THE FOLLOWING DOOR STYLES



Made-to-Measure
Collection



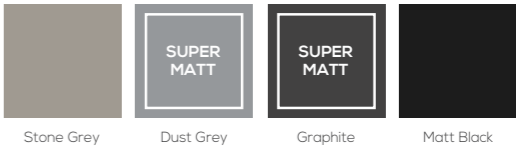
Handleless
Rail Options

TO VIEW THE FULL STANHOPE MODERN COLLECTION PLEASE SEE PAGE 254

NEUTRALS




GREYS




GLOSS - Not Available in Acomb or Angled Doors




GREENS



BLUES



WOODGRAIN EFFECT



FEATURE DOORS

Incorporating texture into your kitchen design is an excellent way to bring added interest and depth to any footprint, whether through accent cabinetry, open shelving, or a striking focal island. Our feature door collection includes Alpina, a made-to-measure range with six distinctive, heavily-textured finishes, and our Glazed range, with a choice of two clean styles, and one striking fluted design.

Alpina	144
Feature Glazed	146



Hunton shown in Graphite & Taupe Grey
Worksurfaces: Strata Quartz Gráfico Corchia
Handles: Henley Satin Brass Fluted Bar Handle (H1181.160.AGB)

ALPINA MADE-TO-MEASURE

£ £ £ £ £



BURNT ASH

A collection with inherent natural beauty, Alpina is available in six heavily textured, unique finish options, ranging from a light and classic Natural Oak, to a bold and distinctive Burnt Ash. The range offers made-to-measure sizing for true flexibility when designing your perfectly tailored kitchen, and with the option to pair Alpina with a handle from our extensive Second Nature collection, or to opt for a contemporary handleless aesthetic, Alpina can truly adapt to your individual kitchen vision.

Whether as a full kitchen design or offset against a painted finish to create an eye-catching accent, Alpina has its roots firmly in both nature and cutting-edge design.


AVAILABLE IN THE FOLLOWING FINISHES




Natural Oak



Smoked Larch



Smoked Oak



Mid Oak



Deep Oak



Burnt Ash



Made-to-Measure Collection



Handleless Rail Options



Solid wood/real wood veneer



MID OAK



SMOKED LARCH

Alpina can also be designed with a selection of five stunning handleless rails to create your own individual aesthetic.

HANDLELESS RAIL FINISHES



Aluminium



Champagne



Matt Graphite



Copper



Brass

FEATURE GLAZED



FLUTED GLAZED

Perfectly suited to a contemporary setting, glazed doors can add a striking accent piece to any kitchen design. Available in a clean black style, they work especially well within a handleless context for a seamless, ultra-modern look.

Alternatively, for those looking to create a dramatic, textured look whilst maintaining an element of privacy for the contents of your kitchen cupboards, our fluted, vertical reeded glazed design offers just a partial view into your cabinets whilst producing a sophisticated aesthetic.

AVAILABLE IN THE FOLLOWING DOOR STYLES



BLACK FLUTED GLAZED



BLACK GLAZED



BLACK GLAZED

BEDROOM COLLECTION

You deserve a bedroom that effortlessly balances design and function, so we've collated a collection of our much-loved kitchen ranges that can be used to design an array of classic and contemporary bedroom looks to suit any home. The Collection also sees the introduction of an exclusive bedroom range, and the option to tailor a selection of our styles with the Outline integrated handle collection.

Mornington Beaded	150	Feature Doors	180
Outline	152		
Hunton	154	Stanhope	182
Outline	158		
Belsay	160	Unity	184
Belsay Woodgrain	160	Sliding	186
Belsay Beaded	164		
Belsay Smooth	168	Walk-In	188
Porter	172		
Outline	174		
Sculpt	176		



Mornington Beaded Outline shown in Copse Green
Worksurfaces: Strata Quartz Pietra Verde
Handles: Outline Edge with Brushed Brass backplates

MORNINGTON BEADED

Shown in Cashmere

Chest top: Unity Lincoln Walnut
Handles: Hexham Chrome T-Bar Handle (H1167.75.CH) & D-Handle (H1166.160.CH)

Bringing an intricate beading detail to a classic Shaker design, Mornington Beaded features a sophisticated ash-grain finish for a truly refined bedroom aesthetic.

£ £ £



OUTLINE
Edge



Bespoke
Sizes



Solid wood/
real wood
veneer

3 MATT COLOURS AS STANDARD



Porcelain



Stone



Dove Grey

+



Further painted colours
available See page 240



MORNINGTON OUTLINE










Beaded Edge shown in Copse Green

Chest top: Colour matched panel

Handles: Outline Edge with Aged Brass backplates

OUTLINE To explore the full Outline collection see page 244


BACKPLATE FINISH OPTIONS

-  Stainless Steel
-  Antique Bronze Effect
-  Aged Brass
-  Brushed Brass
-  Bright Copper
-  Oak
-  Walnut
-  Carbon
-  Matching

BACKPLATE STYLE

EDGE 

PAINTED ON REQUEST

 Painted colours available
See page 240



HUNTON

Shown in Truffle & Georgian Red

Chest top: Unity Lincoln Walnut on Dressing Table and Colour Matched on Bedside
Handles: Didsbury Knob, Antique Bronze (K1120.33490BR)

Featuring a narrow surround and a smooth painted finish, the Hunton range brings a modern edge to a traditional Shaker, allowing it to sit equally well within any contemporary or classic setting.



OUTLINE

OUTLINE
Edge



Bespoke
Sizes

4 MATT COLOURS AS STANDARD



Porcelain



Dove Grey



Taupe Grey



Dust Grey

+



Further painted colours
available See page 240



HUNTON

Shown in Taupe Grey

Chest top: Colour Matched

Handles: Hessay D Handle, Matt Black (H1133.160.BHB) & (H1133.320.BHB)

HUNTON OUTLINE

Edge shown in Dry Rose and Porcelain

Chest top: Unity Doves Oak on Dressing Table and Colour Matched on Bedside

Outline handle: Edge with Brushed Brass backplate

OUTLINE To explore the full Outline collection see page 244

BACKPLATE FINISH OPTIONS



Stainless Steel



Antique Bronze Effect



Aged Brass



Brushed Brass



Bright Copper



Oak



Walnut



Carbon



Matching

BACKPLATE STYLE

EDGE

PAINTED ON REQUEST



Painted colours available
See page 240

BELSAY WOODGRAIN

Shown in Ives Blue

Table top: Colour Matched

Handles: Bloomfield Bar Handle, Chrome (H994160.CH)

Belsay Woodgrain offers a modern twist on classic design, seamlessly fitting into any setting. Available in three soft neutrals, it combines rustic charm with a contemporary feel. With a range of additional paint-to-order colours, Belsay Woodgrain serves as the perfect canvas for personalised design, allowing you to craft a truly unique and beautiful bedroom.



3 WOODGRAIN COLOURS AS STANDARD



Porcelain



Cashmere



Dove Grey

+



Further painted colours available See page 240



BELSAY WOODGRAIN

Shown in Dove Grey

Table top: Colour Matched

Handles: Didsbury T-Bar, Matt Black (H1158.72B496MB) & Bar Handle (H1140.192.MB)



BELSAY BEADED

Shown in Dove Grey

Chest top: Unity Natural Davos Oak

Handles: Hexham Antique Bronze T-Bar (H1167.75.CH) & Bar (H1166.160.CH)

For those who favour a more traditional style, the Belsay Beaded collection offers a decorative inner bead detailing around the centre panel of our distinct woodgrain-effect door. Available in three finishes as standard, this beautiful new range enhances our affordable Belsay collection ensuring timeless style can be achieved no matter your budget.



3 WOODGRAIN COLOURS AS STANDARD



Porcelain



Cashmere



Dove Grey

+



Further painted colours available See page 240



BELSAY BEADED

Shown in Porcelain

Chest top: Unity Natural Doves Oak

Handles: Herley Matt Black Knob (K1137 30 MB)





BELSAY SMOOTH

Shown in Cashmere

Chest top: Natural Doves Oak
Handles: Alchester D-Handle (H1178.160.MB)

For those looking for a more contemporary bedroom look, Belsay Smooth features modern proportions and a smooth matt finish that fits seamlessly into any bedroom design.



3 MATT COLOURS AS STANDARD





BELSAY SMOOTH

Shown in Porcelain

Chest top: Natural Daves Oak

Handles: Arden T-Bar (H1184.70.BR) & D Handle (H1183.160.BR)



PORTER

Shown in Cashmere

Table Top: Colour Matched

Handles: Alchester Knob (K1136.30.SS) & D handle (H1178.160.SS)

Our best-selling Porter door is perfect for those seeking a seamless bedroom look. With a sleek, linear appearance, Porter's versatility means it can adapt to any space and is the perfect canvas to inject individuality into your bedroom design.



OUTLINE
Portal, Edge,
Channel,
Extended
Channel



Bespoke
Sizes

5 MATT COLOURS AS STANDARD



White



Cashmere



Dove Grey



Taupe Grey



Dust Grey



Further painted colours
available See page 240












PORTER OUTLINE

Porter shown in Charcoal

Outline handle: Extended Channel with Oak backplate

OUTLINE To explore the full Outline collection see page 244


BACKPLATE FINISH OPTIONS

-  Stainless Steel
-  Antique Bronze Effect
-  Aged Brass
-  Brushed Brass
-  Bright Copper
-  Oak
-  Walnut
-  Carbon
-  Matching

BACKPLATE STYLE

-  EDGE
-  PORTAL
-  CHANNEL
-  EXTENDED CHANNEL

PAINTED ON REQUEST

-  Painted colours available
See page 240



SCULPT

Shown in Taupe Grey with Porter Chest

Chest top: Colour Matched
Handles: Soho Taupe Grey Trim Handle (H1131,250TG)

Carefully shaped into the edge of the door, Sculpt's integrated j-pull handle design sets it apart from the crowd for a bold and distinctive bedroom look.



5 MATT COLOURS AS STANDARD



White



Cashmere



Dove Grey



Taupe Grey



Dust Grey

+



Further painted colours available See page 240



SCULPT

Shown in Matt White with Porter Chest

Chest top: Colour Matched Panel
Handle: Jeaker Loop (H1149.80.BKLE)



Sculpt shown in Sage

FEATURE DOORS



BRONZE TINTED
GLAZED

Truly personalise your traditional or contemporary fitted bedroom look with our selection of feature doors. Increase the functionality of your wardrobe whilst helping to increase the illusion of space in your bedroom with the classic Silver Tinted Mirror doors. Or, add a Bronze Tinted Glazed door to your sleek wardrobe design to create an eye-catching decorative statement.

AVAILABLE IN THE FOLLOWING FINISHES



Silver tinted
mirror



Bronze tinted
glazed door



SILVER TINTED
MIRROR

STANHOPE MADE-TO-MEASURE

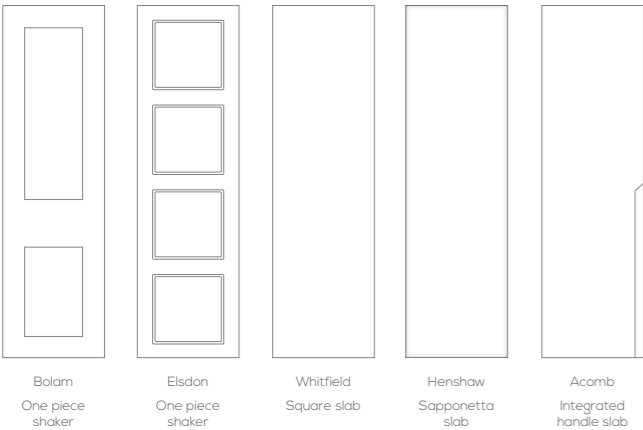
£



Elsdon shown in Matt Blue Canvas
Handles: Linton Bar Chrome (H1120.256.CH)

The Stanhope collection features a made-to-measure offering across two classic and three contemporary door styles, in a choice of matt, gloss, feature concrete and woodgrain effect, allowing you ultimate flexibility when designing a perfectly tailored bedroom. Boasting everything from a simple, ever-popular Shaker style, through to a sleek and seamless slab design, Stanhope can help you achieve a look to suit any home.

AVAILABLE IN THE FOLLOWING DOOR STYLES



TO VIEW THE FULL STANHOPE COLLECTION PLEASE SEE PAGE 254

NEUTRALS

- Porcelain
- Dove Grey
- Cashmere
- Taupe Grey
- Pebble

GREYS

- Stone Grey
- Dust Grey
- Graphite
- Matt Black

GLOSS – Not Available in Acomb & Brampton or Angled Doors

- White
- Cream
- Dove Grey
- Cashmere

GREENS

- Sage
- Thorpe Green

BLUES

- Blue Canvas
- Colonial Blue
- Indigo Blue

WOODGRAIN EFFECT

- White
- Cream
- Grey
- Mussel
- Cashmere



Bolam shown in Grey Woodgrain
Handles: Barton Chrome Cup handle (H1092.64.CH) & Knob (K265.33.CH)



Elsdon shown in Matt Graphite
Handles: Linton Chrome Bar (H1120.160.CH)

UNITY



Made-to-Measure
Collection



Unity shown in Natural Daves Oak & Taupe Grey
Handles: Henley D Handle, Aged Brass (H1181160.AGB)




Unity shown in Deluxe Supermatt Oxford Blue
Handles: Henley D Handle, Aged Brass (H1181160.AGB)

Designed with ultimate flexibility in mind, the Unity made-to-measure range allows you to design a wardrobe to truly maximise every inch of space in your bedroom, no matter the size or shape.

With an uncomplicated, linear aesthetic, an extensive choice of colours and feature finishes, and two additional edging options for further personalisation, Unity will help you to achieve a bedroom look to your precise requirements, without the need to compromise on your dream style.

TWO EDGING OPTIONS

You even have the choice of door edge: go with a two-tone 3D glass effect or matching edges for the seamless look.



Matching edge for seamless finish

Two-tone 3D glass effect for a contrasting look

Woodgrain & concrete effect finish only available in matching edge.


AVAILABLE IN THE FOLLOWING FINISHES

COLOUR COLLECTION

DELUXE SUPERMATT FINISHES



SUPERMATT FINISHES - Matching edge only.



GLOSS FINISHES



GLOSS METALLIC FINISHES




LUXE INDUSTRIAL COLLECTION

LUXE METALLIC FINISHES



BRUSHED METALLIC FINISHES



WOODGRAIN COLLECTION

LINEAR WOODGRAIN




RUSTIC WOODGRAIN



STONE COLLECTION

MARBLE FINISHES



ANODISED METALLIC FINISHES



CONCRETE FINISHES



NATURAL WOODGRAIN - Matching edge only.

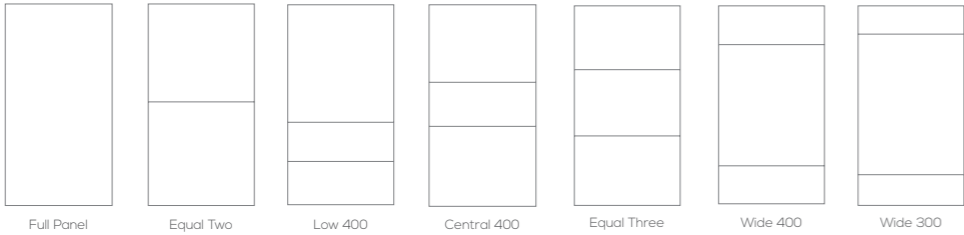


SLIDING


Wall-to-wall and floor-to-ceiling, a sliding wardrobe is the perfect solution for maximising and utilising all the available space in your bedroom for valuable storage, whilst creating a seamless style statement. With an extensive range of glass, satin glass, mirror and panel options, and an array of colours and finishes, your sliding wardrobe can be tailored to you and your individual style.



AVAILABLE IN THE FOLLOWING DOOR STYLES



MIRROR



BOARD COLOURS



WOODGRAIN BOARDS




GLASS COLOURS



SATIN GLASS COLOURS



FRAME COLOURS





WALK-IN

Internals: Natural Davos Oak
External: Natural Davos Oak
Chest top: Colour Matched
Chest doors: Unity Supermatt Taupe Grey
Chest handle: Arlington Bar, Black Satin (H504192.BS)

Bringing a feeling of luxury to everyday life, our open wardrobes can create the ultimate walk-in-closet look, for an undeniable design statement in any home. Choose from 13 finishes plus a selection of internal accessories for the perfect balance of beauty and functionality.



Bespoke
Sizes

HOME OFFICE COLLECTION

A selection of our much-loved kitchen ranges can be used to create an abundance of beautiful home office designs to suit any traditional or modern setting, and any home working lifestyle. Whether you're looking to seamlessly introduce a workspace into your kitchen, bedroom or living room, or create a dedicated study, our flexible collection can produce a truly tailored design to suit any space, individual style, or practical requirements.

Mornington	
Beaded	192
Shaker	194
Crathorne	196
Hunton	198
Outline	200
Belsay	202
Belsay Woodgrain	202
Belsay Beaded	204
Belsay Smooth	206
Porter	208
Outline	210



Hunton Outline shown in Georgian Red
 Desk top: Strata Quartz Pietra Auburn
 Handles: Outline Edge with Brushed Brass backplates



MORNINGTON BEADED

Shown in Dust Grey

Desk top: Strata Quartz Marbled White

Handle: Harton Nickel Knob Handle (K1118.31.BN) & Cup Handle (H1146.105.BN)

The solid timber Mornington Beaded door showcases the elegance of a classic Shaker style with the addition of an intricate beading detail and an exquisite ash grain finish.

£ £ £



OUTLINE
Edge



Bespoke
Sizes



Solid wood/
real wood
veneer

4 MATT COLOURS AS STANDARD



Porcelain



Stone



Dove Grey



Hartforth Blue

+



Further painted colours
available See page 240

MORNINGTON SHAKER

Shown in Regiment

Desk top: Strata Quartz Strata Imperial
Handles: Belgrave Black Pull Handle (8/951B.MB)

With clean lines and an elegant frame, the solid timber Mornington Shaker range embodies the classic Shaker style, finished with a beautiful ash grain texture.

£ £ £



OUTLINE
Edge



Bespoke
Sizes



Solid wood/
real wood
veneer

4 MATT COLOURS AS STANDARD



Porcelain



Stone



Dove Grey



Hartforth Blue

+



Further painted colours
available See page 234



CRATHORNE

Shown in Hartforth Blue

Desk top: Strata Granite Sinuous White

Handles: Hampstead Satin Brass & Timber Knob (K1126.90-WAPHD)

Pairing a classic Shaker style and distinctive ash-grain finish with a more contemporary narrow frame, Crathorne lends itself equally to both traditional and modern home office designs.

£ £ £



OUTLINE
Edge



Bespoke
Sizes



Solid wood/
real wood
veneer

3 MATT COLOURS AS STANDARD



Porcelain



Dove Grey



Hartforth Blue

+



Further painted colours
available See page 240



HUNTON

Shown in Charcoal

Desk top: Strata Quartz White Venato
Handle: Gales Satin Brass Bar Handle (H1169160.SB)

With a smooth painted finish and a narrow surround, Hunton offers the perfect canvas for injecting bold personality into your home office design, and can be further tailored with the Edge integrated handle from our Outline Collection.

£ £ £



7 MATT COLOURS AS STANDARD



+



Further painted colours available See page 240




HUNTON OUTLINE


Edge shown in Georgian Red


Desk top: Strata Quartz Pietra Auburn
Handles: Outline Edge with Brushed Brass backplates


OUTLINE To explore the full Outline collection see page 244


BACKPLATE FINISH OPTIONS


- 


Stainless Steel
- 


Antique Bronze Effect
- 


Aged Brass
- 

Brushed Brass
- 

Bright Copper
- 

Oak
- 

Walnut
- 


Carbon
- 

Matching

BACKPLATE STYLE

EDGE 

PAINTED ON REQUEST

 Painted colours available
See page 240



BELSAY WOODGRAIN

Shown in Dove Grey

Handles: Linton Chrome T-Bar Handle (H1120160.CH) & Bar Handle (H11201160.CH)

Simple yet refined, our affordable Belsay range features a Shaker frame with modern proportions, an elegant chamfer detailing on the centre panel and a tasteful textured woodgrain-style finish. It's uncomplicated nature allows it to be styled effortlessly to suit any home office space.



3 WOODGRAIN COLOURS AS STANDARD



Porcelain



Cashmere



Dove Grey

+



Further painted colours available See page 240



BELSAY BEADED

Shown in Cashmere
Desk top: Colour Matched with Timber Bench Seat
Handles: Belgrave Knob (K1107.35.AGB) & Cup (8/952.B.AGB)

Create a stylish and contemporary home office with this modern alternative to our popular Belsay range. Belsay Smooth pairs the modern frame proportions of Belsay with a smooth matt finish for a refined and crisp design.



3 MATT COLOURS AS STANDARD



Porcelain



Cashmere



Dove Grey

+



Further painted colours available See page 240



BELSAY SMOOTH

Shown in Dove Grey

Desk top: Strata Quartz Pietra Cloud

Handles: Arlington Antique Bronze Bar handle (H540188.BR)

Create a stylish and contemporary home office with this modern alternative to our popular Belsay range. Belsay Smooth pairs the modern frame proportions of Belsay with a smooth matt finish for a refined and crisp design.



3 MATT COLOURS AS STANDARD



Porcelain Cashmere Dove Grey



PORTER

Shown in Matt Graphite

Desk top: Unity Sepia Gladstone Oak with 3mm bespoke glass on top
Handles: Soho Black Trim (H1131.90.MB)

HOME OFFICE COLLECTION

Bring a contemporary look to your home office design with our seamless, matt painted Porter door. Offering a world of possibilities for injecting personality through colour, accessories and textures, Porter is also available with any of the four integrated handle options from the Outline Collection.

£ £

OUTLINE

OUTLINE
Portal, Edge,
Channel,
Extended
Channel

Bespoke
Sizes


7 MATT COLOURS AS STANDARD

- White
- Cashmere
- Dove Grey
- Taupe Grey
- Regiment
- Dust Grey
- Hartforth Blue

+

P

Further painted colours
available See page 240



PORTER OUTLINE

Extended Channel shown in Matt Stone with Unity Grey Bardolino Oak


Desk top: Unity Grey Bardolino Oak with 3mm Bespoke Glass top
Handles: Outline backplate in Bright Copper



HOME OFFICE COLLECTION

OUTLINE To explore the full Outline collection see page 244

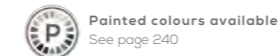
BACKPLATE FINISH OPTIONS



BACKPLATE STYLE



PAINTED ON REQUEST



FINISHING TOUCHES

From the handles that adorn your cupboard doors, to the storage solutions that tuck away neatly within your cabinetry, the finishing touches play a vital part in determining the overall look, feel and functionality of your kitchen, bedroom and home office designs.

Worksurfaces	214
Handles	216
Handleless rail	218
Sinks	220
Taps	222
Storage	
Larder storage	224
Corner storage	226
Wall storage	228
Drawer Inserts	230
Waste & Recycling	232
Lighting	234
Bedroom storage	236



WORKSURFACES COLLECTION



Collated into six distinct colour collections to help you easily discover the perfect look for your design, our beautiful selection of worksurfaces offers something for every home. In a wide variety of materials, patterns, colours and finishes, you're guaranteed to find the worksurfaces to enhance the look and functionality of your space.

Ask your Second Nature designer for a copy of our dedicated Worksurfaces brochure to explore and be inspired by our extensive collection.




**WHITE PURE,
VEINED, SPECKLED
COLLECTION**



**NEUTRAL PURE,
VEINED, SPECKLED
COLLECTION**



**GREY PURE,
VEINED, SPECKLED
COLLECTION**



**BLACK PURE,
VEINED, SPECKLED
COLLECTION**



**INDUSTRIAL
COLLECTION**



**TIMBER
COLLECTION**

HANDLE OPTIONS


Although small, handles play a big part in determining the look, feel and practicality of your kitchen, bedroom or home office design. Whether strong and structured, elegant and characterful, or bold and textured, our extensive handle collection offers something for every style and taste. Ask your Second Nature designer for a copy of our Handle Collection brochure to explore more options.



CHROME
COLLECTION




PEWTER
COLLECTION



ANTIQUE
COLLECTION



STAINLESS STEEL
COLLECTION



KNURLED
COLLECTION



BLACK
COLLECTION




COLOUR
COLLECTION

HANDLELESS RAIL FINISHES

A selection of our ranges are available with a sleek handleless rail to create a striking, contemporary handleless design. This smart rail sits neatly between the door and cabinet to not only present a decorative statement, but also enable you to reach in and easily open your cupboards.

Choose from five unique finishes to create your own individual aesthetic.



**ALUMINIUM
RAIL**



**CHAMPAGNE
RAIL**



**MATT GRAPHITE
RAIL**



**BRUSHED BRASS
RAIL**



**BRUSHED COPPER
RAIL**

SINKS

Receiving consistent everyday use, your sink needs to meet the requirements of your daily home life, whilst complementing and enhancing your overall style.

ALVEUS

As part of our Alveus Sink Collection, you have three beautiful ranges to choose from to achieve your desired look and functionality.



STAINLESS STEEL COLLECTION

Designed with premium grade Stainless Steel that's 100% recyclable, this collection provides strength and longevity, with a resistance to high temperatures, rapid temperature changes, impacts and chemical influences.



GRANITAL COLLECTION

Formulated from high quality quartz bound by a premium binding agent, our Granital sinks and taps provide strength and durability, as well as an impressive resistance to temperature shocks.



MONARCH COLLECTION

Thanks to a world leading PVD Treatment, the Monarch Collection boasts increased scratch resistance and is available in a striking Anthracite, Bronze, Copper or Gold finish.

TAPS

With daily handling, your tap is an essential element of your kitchen, not only visually as part of the overall design, but practically as it needs to meet the demands of day-to-day use.

Speak to your retailer about our range of multi-functional & hot water taps

NOBILI
daily wonders

The first step to choosing your ideal kitchen tap is to decide which of our 3 distinct styles best suits your preferences in terms of look and functionality.



SINGLE LEVER TAP

This traditional style conveys sleek lines with a single handle lever. Available in an extensive range of premium finishes, including Gold and Bronze for an opulent look.



DUAL LEVER TAP

With the added functionality of two handles, dual lever taps offer a more structured design for your kitchen sink. In addition to this, you can explore more elaborate and stylised looks within this category.



SEMI-PRO TAP

Offering maximum flexibility, these multifunctional taps can also provide 360° movement for ultimate practicality and convenience, whilst showcasing a truly unique and modern look.

LARDER STORAGE

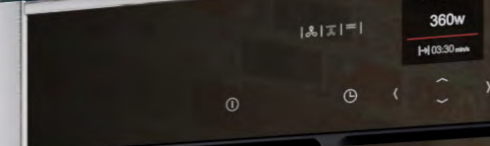
TANDEM LARDER

The original and the best; our most popular solution for wider larder units combines the functional benefits of the Tandem Side and the Tandem Solo. By splitting each level in two, the overview of the cabinet contents are doubled, whilst the rear shelves are automatically drawn forward as the door is opened for effortless accessibility.

Read all about our clever storage solutions in our 'Beautiful on the Inside' inspiration magazine- available from your local Second Nature specialist.



KESSEBÖHMER



DISPENSA LARDER

The unique design of our Dispensa Larder gives you access to your goods from both sides, meaning all of your items are visible in one movement, even those on the top shelf. Market leading quality also ensures that even when fully loaded with 100kg of groceries, the unit moves smoothly with minimal effort.



TANDEM SIDE LARDER

Designed for use alongside traditional shelves, the Tandem Side is placed on the inside of a tall height cupboard. It's the perfect solution for storing your herbs and spices within easy reach. Alternatively, a studio height design can be planned into smaller units which can be a great place to store tea, coffee and breakfast essentials.



TANDEM SOLO LARDER

Our Tandem Solo presents immediate, effortless access to food stuffs with the simple opening of your cupboard door. Offering complete transparency for your entire cupboard contents, you'll never again find out-of-date ingredients lurking at the back of your shelves!



CONVOY LARDER

Easy to adjust, highly flexible and available in an array of finishes, including glass and durable wooden shelving, our Convoy larder range boasts an air of luxury, giving a premium aesthetic to your internals.

CORNER STORAGE

LEMANS CHROME STYLE

Featuring clever anti-slip shelving that can hold up to 25kg (per shelf), the innovative curves of the Kesseböhmer LeMans corner storage solution allows it to smoothly glide out from inside your cupboard, bringing the whole shelf within easy reach.



LEMANS ANTHRACITE STYLE

With an Anthracite finish on the rail and base, the LeMans corner solution takes on a sleek, industrial aesthetic that perfectly suits a contemporary kitchen design.



LEMANS ARENA PURE

Streamlined and sophisticated, the LeMans takes on a whole new look with an Arena Pure design – featuring an anti-slip Anthracite base, and a seamless raised side design.



MOVEBOARD SILVER STYLE

The Moveboard is our entry level alternative to the LeMans corner solution for value driven kitchens, holding up to 20kg per shelf and featuring a powder coated Silver finish.



MAGIC CORNER CHROME STYLE

The Magic Corner attaches to the back of your cupboard door, allowing the trays to slide out simultaneously for full access to the depths of your corner cupboards.

WALL STORAGE



KESSEBÖHMER



BESPOKE SHELVING

Using open shelving instead of closed cabinetry can help to make a room feel larger, without compromising on valuable storage space. No matter the size or shape of your space, our Kesseböhmer YouK modular shelving can be tailored to your precise requirements.



IMOVE ACCESSIBLE SHELVING


Whilst utilising wall space with cabinets can provide extra storage potential, higher sections are often left inaccessible or a hassle to reach. Our Kesseböhmer iMove provides effortless access to upper shelves, with a tray that lowers the contents of your cupboard down within easy reach.

DRAWER INSERTS

No matter the size of your drawers, we have developed a comprehensive range of deep and shallow inserts to effectively organise your internals. From cutlery trays, to plate holders and knife dividers, we have a solution to help you neatly store away all your kitchen essentials within your drawers.

OAK PLATE HOLDER

In a charming and durable Oak finish, our plate holders keep your pots, pans and crockery organised and prevent items from clashing together in your drawer.



OAK DRAWER INSERTS

Made from light washed natural Oak, our beautiful drawer inserts are the perfect way to organise your internals so they always look neat and tidy. With dividers, knife blocks, a foil/film dispenser and a stepped spice holder, we're sure you'll find a design to suit your storage needs.



PLASTIC DRAWER INSERTS

If Oak doesn't suit your kitchen design, we also offer a wide-range of high-quality, scratch resistant plastic drawer inserts with modular accessories, perfect for a contemporary setting.



WASTE & RECYCLING

Waste management and recycling has never been more important; when planning your new kitchen, be sure to carefully consider where & how waste food and empty packaging will be stored.

Gollinucci
DESIGNED FOR EVERY DAY



BASE MOUNTED

Housed behind hinged doors typically in slimmer cabinets, these bins can be easily pulled out with the lid remaining in place.



DOOR MOUNTED

For maximum convenience and capacity, bins can be mounted to the rear of doors, available in light or dark grey with soft close as standard throughout the range, and the option of fixed or removable lids.



DRAWER MOUNTED SOLUTIONS

Half height deep drawer units can provide a deceptive amount of space for both recycling and food waste; widths of up to 1000mm can hold up to 58l in multiple compartments.

LIGHTING

WHAT DO I NEED & WHERE?

When choosing the most appropriate lighting for your kitchen, bedroom or home office, a good place to start is considering these three key lighting environments – Mood, Task and Convenience

MOOD LIGHTING

Also referred to as decorative or accent lighting, mood lighting is used to add dimension and depth to a room, such as wow-factor lighting in a pantry unit, or strip lighting beneath cabinets, shelves or at plinth level.



TASK LIGHTING

Task lighting helps you create an efficient working space, aiding you to undertake everyday activities like food preparation and serving.



CONVENIENCE LIGHTING

Convenience lighting has a specific purpose- it's directional and intended to illuminate areas that need it, like drawers, dark corner cupboards or alcoves that don't receive much natural lighting.



Natural light

Natural light lighting can perfectly complement a monochrome, light neutral, or minimal palette.

Warm white

Warm white lighting pairs beautifully with deep, rich tones and woodgrains for a welcoming aesthetic.

Lighting is no longer just an accessory, it's a necessity, and creating a tailored lighting plan in the early stages of your design can help to transform your space in terms of style and functionality. Our Second Nature retailers are there to help you make those all-important lighting decisions- but if you're looking for inspiration, here are some of the key design elements to consider.

BEDROOM STORAGE

WARDROBE LIFT

The world's first pull-down clothing rail with an integrated shelving unit. This ingenious solution doesn't just give far better access to higher hanging rails, but also creates an additional deep shelf in an area which is an otherwise wasted space.




Pull-down




HANGERS & LAUNDRY BASKET

Our cleverly designed hangers are uniquely shaped to separately hold 2 pairs of trousers each, and even when loaded to its huge 33kg weight capacity, the system works beautifully, lightly and smoothly. The system is also compatible with an integrated laundry basket.



YOUK SHELVEING

YouK by Kesseböhmer is a flexible, innovative shelving system to create bespoke wall units. Featuring an on-trend, industrial powder coated black finish and an open, linear design.



SIDE MOUNTED PULL-OUTS

From ties and belts, to cufflinks and watches, these side mounted pull-outs can ensure you're maximising the space, visibility, and accessibility of your entire cabinet!



CONERO DRAWERS

CONERO from Kesseböhmer now offers a range of fittings for bedrooms, with customisable functional elements to create a design-focussed ambience for your wardrobe. CONERO offers a comprehensive and modular program that caters to all your needs. Safely and stylishly store your shoes and accessories in these elegant glass drawers.



OUR COLLECTION

At the heart of any Second Nature kitchen, bedroom or home office design is the door style you choose.

With such an extensive offering of Shaker and contemporary styles, available in a palette of 35 beautiful paint-to-order colours, and with the option to customise further with our Outline integrated handle collection, it's easy to create a space that's perfectly suited to your home and lifestyle.

Painted Colour Collection 240

Outline Collection 244

Our Collection

Kitchen Collection 250

Bedroom Collection 256

Home Office Collection 260



PAINTED COLOUR COLLECTION

NEUTRALS



Inject personality into your design with a colour palette that reflects your home and individual style.

From muted neutrals and warming tones, to calming blues and fresh greens; with our collection of 35 unique hues, it's easy to create a kitchen, bedroom or home office look that's truly yours. Whether you opt for a unified, single colour scheme, or embrace a combination of shades for a beautiful style statement, your design will be painted upon request to flawlessly fit into your lifestyle.

Visit your local Second Nature specialist to explore our colour collection up close.



GREYS



WARM NEUTRALS



Look out for this symbol where door families are available in our full painted colour palette






GREEN BLUES



OLIVE GREENS



FOREST GREENS



INK BLUES





NOTE: Whilst every effort has been made to accurately represent painted colours, actual product colours may vary slightly from colours shown in this brochure.

If opting for a dark kitchen, it is worth noting that darker shades can show up fingerprint marks more easily than lighter finishes, however these are easily removed with a soft microfibre anti-scratch cloth.





OUTLINE

A unique, bespoke integrated handle collection
full of character and charm.



**A bespoke integrated handle collection, featuring
four beautifully unique options available on an
array of door styles, all aimed at ensuring you
can truly create the room of your dreams.**

Blending aesthetic design with expert craftsmanship, Outline has been specifically developed to complement both traditional and contemporary settings, providing a unique character and charm and ensuring that whatever your style, our collection has something to suit you.



PORTAL

The circular shape of Portal offers an elegant and soft handle choice that works particularly well when paired with a modern door range. Its playful, Scandinavian-inspired design, with a distinct round backplate, captures an eclectic, retro feel.

Available on Porter & Fitzroy.

EDGE

Subtly sculpted into the perimeter of the door, Edge offers a refined and considered handle that is equally suited to modern or traditional settings. Its beautifully curved corners soften a design, whilst adding depth and interest.

Available on Porter, Hunton, Fitzroy, Crathorne, Mornington Beaded & Mornington Shaker.

CHANNEL

The linear appearance and striking rectangular backplate of Channel offers a contemporary and reserved handle, with a subtle emphasis towards flow and movement, synonymous with a seamlessly sleek design.

Available on Porter.

PAIR ANY OF THESE HANDLE CHOICES WITH AN ARRAY OF DISTINCTIVE BACKPLATES

BACKPLATE FINISH OPTIONS

Timber



Oak

Walnut

Painted



Matching

Carbon

Metallic



Antique Bronze Effect

Aged Brass

Brushed Brass

Bright Copper

Stainless Steel

EXTENDED CHANNEL


A natural evolution of Channel, Extended Channel's bold, geometric shape creates a sleek, ultra modern appearance. The functional yet adventurous handle is perfectly suited to the modern-day homeowner.

Available on Porter.



PICTURE EVERY POSSIBILITY

OUR COLLECTION



OVER
2,500
COMBINATIONS

EXPLORE THE WEALTH OF KITCHEN DESIGN OPTIONS
AVAILABLE WITH OUR ONLINE OUTLINE CONFIGURATOR.

With over 2,500 combinations, this handy tool is the easiest way to explore our collection of door styles, colours and backplate options. Share your finished creation with your Second Nature designer who can then help you to bring your vision to life.



Discover all the possibilities today
www.sncollection.co.uk/outline

KITCHEN COLLECTION

SHAKERS

£ PRICE BAND 1

BELSAY BEADED 4 matt colours as standard + P



£ PRICE BAND 1

BELSAY WOODGRAIN 6 matt colours as standard + P



£ PRICE BAND 1

BELSAY SMOOTH 5 matt colours as standard



£ PRICE BAND 2

MILBOURNE 7 matt colours as standard + P



£ PRICE BAND 3

FITZROY 4 matt colours as standard + P



£ PRICE BAND 3

MORNINGTON SHAKER 8 matt colours as standard + P




£ PRICE BAND 3

MORNINGTON BEADED 5 matt colours as standard + P



£ PRICE BAND 3

MORNINGTON VALE P



£ PRICE BAND 3

HUNTON 7 matt colours as standard + P




£ PRICE BAND 4

BROADOAK 1 finish as standard + P



£ PRICE BAND 5

CLARENDON BEADED P




£ PRICE BAND 3

CRATHORNE 4 matt colours as standard + P



£ PRICE BAND 5

CLARENDON 2 matt colours as standard + P



MODERN


£ PRICE BAND 1

ARLO 3 gloss colours as standard



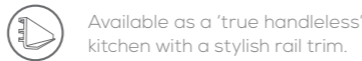
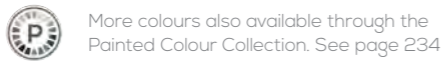

£ PRICE BAND 2

PORTER 10 matt and gloss colours as standard + P



£ PRICE BAND 3

REMO 9 matt and gloss colours as standard + P



£ For more information regarding price bands please speak to your second nature specialist

OUR COLLECTION

MADE-TO-MEASURE

Our made-to-measure ranges offer ultimate design flexibility so you can create a kitchen to perfectly fit your space, no matter the size or shape.


Consisting of three distinctive ranges, Unity, Stanhope and Alpina, our collection includes a vast array of styles, colours and finishes, so you can easily design a tailored kitchen to suit your individual needs.

MODERN

UNITY 54 finishes as standard & 2 edge options

COLOUR COLLECTION

DELUXE SUPERMATT FINISHES



SUPERMATT FINISHES - Matching edge only.



GLOSS FINISHES



GLOSS METALLIC FINISHES



Notes:
Metallic colours have a directional finish as indicated by arrows on the protective film. Arrows should all face in the same direction when fitting. Drilling must be specified left or right hand with metallic doors.

UNITY EDGE OPTIONS

You even have the choice of door edge: go with a two-tone 3D glass effect, or matching edges for the seamless look.



MATCHING EDGE FOR SEAMLESS FINISH

Woodgrain & concrete effect finish only available in matching edge.



TWO-TONE 3D GLASS EFFECT FOR A CONTRASTING LOOK




Handleless

PRICE BAND 1

LUXE INDUSTRIAL COLLECTION

LUXE METALLIC FINISHES



BRUSHED METALLIC FINISHES




Notes:
Metallic colours have a directional finish as indicated by arrows on the protective film. Arrows should all face in the same direction when fitting. Drilling must be specified left or right hand with metallic doors.

ANODISED METALLIC FINISHES



Notes:
Metallic colours have a directional finish as indicated by arrows on the protective film. Arrows should all face in the same direction when fitting. Drilling must be specified left or right hand with metallic doors.


CONCRETE FINISHES



Please note:
Hayward, Trellick and Banham doors feature a horizontal pattern but the plinth is vertical

STONE COLLECTION


MARBLE FINISHES



WOODGRAIN COLLECTION

Notes: All mfc woodgrain effect finishes come in a vertical grain direction as standard and matching edge only.

LINEAR WOODGRAIN



NATURAL WOODGRAIN - Matching edge only.



RUSTIC WOODGRAIN



Handleless


OUR COLLECTION

STANHOPE CLASSIC



Bolam
One piece shaker

Langley
Shaker with Ovolo detail



Renwick
One piece narrow shaker

Brampton
V-groove shaker

STANHOPE MODERN



Acomb
Integrated handle
Not available in Gloss

Whitfield
Square slab



Handleless


NEUTRALS




GREYS




GLOSS - Not Available in Acomb or Angled Doors




GREENS



BLUES




WOODGRAIN EFFECT



Handleless

ALPINA 6 finishes as standard



Natural Oak

Smoked Larch

Smoked Oak

Mid Oak

Deep Oak

Burnt Ash



Handleless



Unity Natural Oak Montane & Light Grey Supermatt

Worksurface: Strata Superwhite Eclipse

Handles: Fairfield Reeded Timber Trim (H1185.160.OA) & Soho Dove Grey Trim (H1131.250.DV)

BEDROOM COLLECTION

Design a bedroom you'll truly love spending time in with our extensive collection of classic and contemporary door designs.

Choose from four of our much-loved kitchen ranges, two exclusive bedroom styles, or our effortlessly flexible made-to-measure designs, all available in an array of colours and finishes, to create a tailored look to suit your home and personal style.

More colours also available through the Painted Colour Collection. See page 240

Also available in bespoke sizes

For more information regarding price bands please speak to your second nature specialist

SHAKER

BELSAY WOODGRAIN
3 matt colours as standard +

PRICE BAND 1

Porcelain Cashmere

Dove Grey

Matt Paint-to-Order colours

MORNINGTON BEADED
3 matt colours as standard +

PRICE BAND 3

Porcelain Stone

Dove Grey

Matt Paint-to-Order colours

BELSAY BEADED
3 matt colours as standard

PRICE BAND 1

Porcelain Cashmere

Dove Grey

Matt Paint-to-Order colours

HUNTON
4 matt colours as standard +

PRICE BAND 3

Porcelain Dove Grey

Taupe Grey Dust Grey

Matt Paint-to-Order colours

BELSAY SMOOTH
3 matt colours as standard

PRICE BAND 1

Porcelain Cashmere

Dove Grey

MODERN

PORTER 5 matt colours as standard +

PRICE BAND 2

White Cashmere Dove Grey

Taupe Grey Dust Grey

Matt Paint-to-Order colours

Bespoke Door service

SCULPT 4 matt colours as standard +

PRICE BAND 3

White Cashmere Dove Grey

Dust Grey

Matt Paint-to-Order colours

MADE-TO-MEASURE

PRICE BAND 1

STANHOPE CLASSIC

Balam One piece shaker Elsdon One piece shaker Renwick One piece narrow shaker Brampton V-groove shaker

STANHOPE MODERN

Whitfield Square slab Acomb Integrated handle Not available in Gloss

NEUTRALS

Porcelain Dove Grey Cashmere **SUPER MATT** Taupe Grey Pebble

GREYS

Stone Grey **SUPER MATT** Dust Grey **SUPER MATT** Graphite Matt Black

GLOSS - Not Available in Acomb or Angled Doors

WOODGRAIN EFFECT

White Cream Dove Grey Cashmere White Cream Grey Mussel Cashmere

GREENS

Sage Thorpe Green

BLUES


SUPER MATT Blue Canvas **SUPER MATT** Colonial Blue **SUPER MATT** Indigo Blue

OUR COLLECTION

UNITY 54 finishes as standard & 2 edge options

COLOUR COLLECTION

DELUXE SUPERMATT FINISHES



SUPERMATT FINISHES - Matching edge only.



GLOSS FINISHES

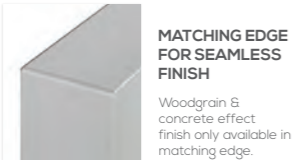


GLOSS METALLIC FINISHES



UNITY EDGE OPTIONS

You even have the choice of door edge: go with a two-tone 3D glass effect, or matching edges for the seamless look.



MATCHING EDGE FOR SEAMLESS FINISH


Woodgrain & concrete effect finish only available in matching edge.




TWO-TONE 3D GLASS EFFECT FOR A CONTRASTING LOOK

LUXE INDUSTRIAL COLLECTION

LUXE METALLIC FINISHES



BRUSHED METALLIC FINISHES




Notes: Metallic colours have a directional finish as indicated by arrows on the protective film. Arrows should all face in the same direction when fitting. Drilling must be specified left or right hand with metallic doors.

ANODISED METALLIC FINISHES




CONCRETE FINISHES



STONE COLLECTION

MARBLE FINISHES



WOODGRAIN COLLECTION

Notes: All mfc woodgrain effect finishes come in a vertical grain direction as standard and matching edge only.

LINEAR WOODGRAIN



RUSTIC WOODGRAIN



NATURAL WOODGRAIN - Matching edge only.



HOME OFFICE COLLECTION

Choose from five of our much-loved Shaker styles, or our best-selling contemporary Porter door, to create an abundance of beautiful home office designs to suit any traditional or modern setting, and any home-working lifestyle.

With an array of colours available as standard, and a Painted Colour Collection of 35 stunning shades, you can easily tailor a home office look to suit your individual tastes and needs.

More colours also available through the Painted Colour Collection. See page 240

Also available in bespoke sizes

For more information regarding price bands please speak to your second nature specialist

SHAKER

£
£
£
PRICE BAND 1

BELSAY WOODGRAIN

6 matt colours as standard +

Porcelain

Cashmere

Dove Grey

Reed Green

Graphite

Indigo

Matt Paint-to-Order colours

£
PRICE BAND 1

BELSAY SMOOTH

3 matt colours as standard

Porcelain

Cashmere

Dove Grey

£
PRICE BAND 1

BELSAY BEADED

4 matt colours as standard

Porcelain

Cashmere

Dove Grey

Regiment

Matt Paint-to-Order colours

£
£
£
PRICE BAND 3

CRATHORNE

3 matt colours as standard +

Porcelain

Dove Grey

Hartforth Blue

Matt Paint-to-Order colours

Bespoke Door service

£
£
£
PRICE BAND 3

HUNTON

7 matt colours as standard +

Porcelain

Dove Grey

Taupe Grey

Regiment

Dust Grey

Hartforth Blue

Graphite

Matt Paint-to-Order colours

£
£
£
PRICE BAND 3

MORNINGTON BEADED

4 matt colours as standard +

Porcelain

Stone

Dove Grey

Hartforth Blue

Matt Paint-to-Order colours

£
£
£
PRICE BAND 3

MORNINGTON SHAKER

4 matt colours as standard +

Porcelain

Stone

Dove Grey

Hartforth Blue

Matt Paint-to-Order colours

MODERN

£
£
PRICE BAND 2

PORTER

7 matt colours as standard +

White

Cashmere

Dove Grey

Taupe Grey

Regiment

Dust Grey

Hartforth Blue

Matt Paint-to-Order colours

Bespoke Door service

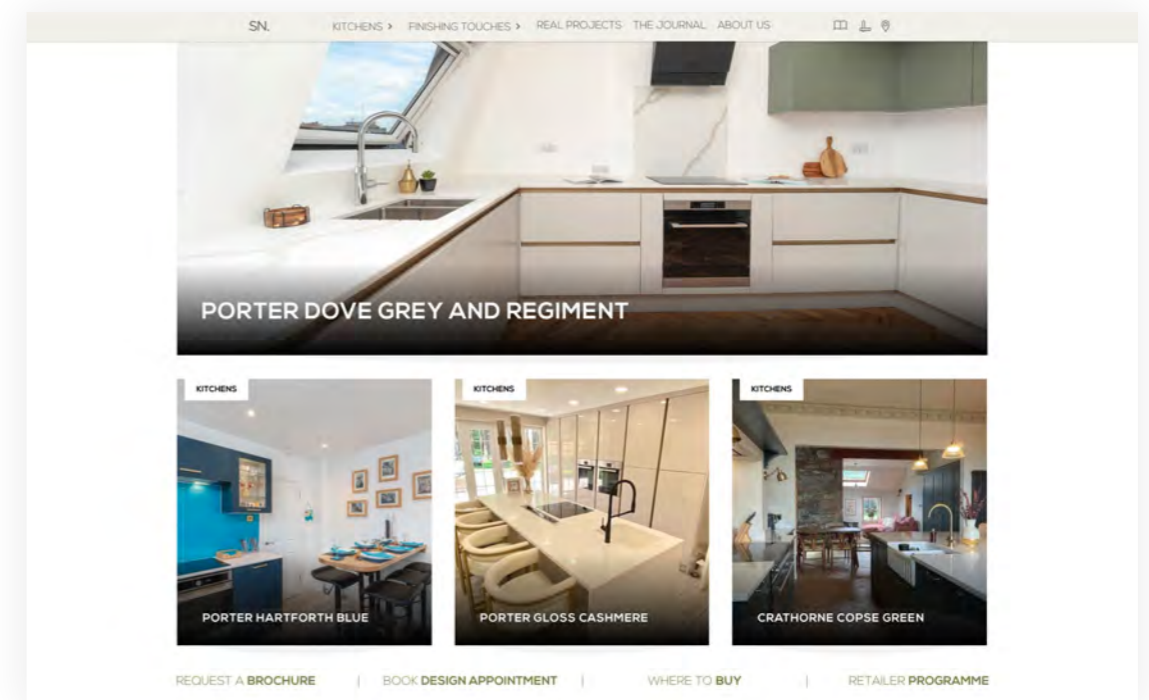


Mornington Beaded shown in Dust Grey
Worksurface: Strata Quartz Marbled White 30mm
Handle: Harton Nickel Knob Handle (K1118.31.BN) & Cup Handle (H1146.105.BN)

DISCOVER THE FULL COLLECTION ONLINE

• • • • •

Browse all our kitchen, bedroom and home office ranges, explore our virtual showroom, and discover real projects in real homes.



SCAN OUR QR CODE TO QUICKLY ACCESS OUR NEW WEBSITE

Not sure what to do? Follow the simple steps below;

Step 1. Open the camera app on your smart phone.

Step 2. Hover camera over the QR code, tap the screen to focus if needed.

Step 3. A notification will appear asking if you would like open our site.

www.sncollection.co.uk



Mornington Shaker shown in Taupe Grey & Copse Green

Worksurfaces: Strata Calacatta Platinum

Handles: Dartmouth Aged Brass T Bar (H1123.60.AGB) & Bar Handle (H1128.160.AGB)



This publication is printed on materials from well-managed forests and is a paper for which the production and distribution has been carbon balanced by The World Land Trust.



Unity shown in Deluxe Supermatt Bordeaux

Worksurfaces: Strata Quartz Ferro Corchia

Handles: Henley Aged Brass D Handle (H1181.160.498.AGB)

SN.

If you can dream it,
we can design it



www.sncollection.co.uk