

BISQUE

Beautiful radiators for stylish interiors




Please note a 4% surcharge will be applied to all prices displayed, on orders placed

From 1st April 2021


JANUARY 2021

In the spotlight


New to Bisque, the **Optic** towel radiator is perfect for large, modern family bathrooms with ample towel hanging space.



The Bisque **Balmoral** has been named as the winner of the SBID Product Design Awards 2020 in the category of Heating & Cooling.



Bisque are celebrating over 40 years of iconic design.



A warm welcome

Bisque was founded in 1979 and quickly became a company with a mission - to offer beautiful but practical radiators in the most exciting styles, colours and finishes.

From timeless classics to the latest in energy efficient designs, our radiators can be found in wide variety of locations from The Shard to Highgrove House and our commitment to design, innovation and customer service has seen us regularly win awards, including CoolBrands and the BKU Award for Best Heating Brand.

This year Bisque are celebrating over 40 years of innovative design. Over the years Bisque have worked with up and coming designers to create high quality gorgeous products. We remain driven by enthusiastic people who understand how much a beautiful radiator can transform interiors.

On our website you will find even more inspirational imagery, together with handy tools such as our easy-to-use heatloss calculator, installation guides and our unique colour and valve selector tool, which allows you to see every stock model in every available finish and with complementary valves. You can also order free colour samples so that you can be confident that the finish you have chosen is the perfect fit for your home.

For the very latest from Bisque follow us at

Twitter: [@BisqueRadiators](#)

Facebook: [BisqueradiatorsUK](#)

Instagram: [Bisque_radiators](#)

Pinterest: [Bisqueradiators](#)

LinkedIn: [Bisque Radiators](#)

YouTube: [Bisque Radiators](#)

*"[Bisque]...bringing you luxurious,
stylish radiators and adding
excitement to the world of heating"
Kitchens, Bedrooms & Bathrooms*



Accredited Premium Partner
of the Society of British and
International Design (SBID)



As a division of Zehnder
Group UK Ltd Bisque are
proud members of MARC

*Pinchy is the Bisque mascot.
Keep a lookout for him.*



How to size a radiator

To establish the heat output required you can consult your plumber or use the Bisque heat loss calculator found on our website. Our sales teams will be happy to assist with any calculations.

We keep over 300 sizes in stock but many radiator styles are also available in a further range of bespoke sizes.

Technical data

Heat outputs listed in the brochure are given in watts and british thermal units (btus). All outputs have been determined according to EN 442 by independent laboratories and are shown at operating temperatures of $\Delta T = 50K$.

Technical information is shown on page 128 of this brochure. Detailed installation information can be found on our website.

All of our products are compliant with European regulations.



Accreditations correct at date of print November 2020

Colour and finishes

The majority of our radiators are available from stock in at least 2-3 finishes, which we believe will complement most interiors. However, for many ranges there is a great selection of other options available to order and this is indicated by a colours price under the model listing.

As there is a variety in options between ranges, please consult the Colours section on page 146 to see which radiators are available with which colours and finishes.

Pipe centres

Where models have underside connections we have listed the pipe centres. However please note that these may alter depending on the installation e.g. if a supplementary heater is fitted. Please check carefully before drilling holes in tiles or wood flooring.

Delivery charge

Prices quoted include free delivery to the UK mainland for radiators and towel radiators.

Orders for valves, fans, elements and accessories with a net order value under £100 are subject to a processing charge of £10 + VAT

Warranty

Warranty terms differ according to material and manufacture. Our stainless steel radiators have a 10 year warranty, all other central heating radiators have a 5 year warranty. Radiators with electric heating elements have a 2 year warranty.

Warranties are subject to correct installation to current standards / water treatments and use.

Please see the inside back cover of this brochure for our Terms and Conditions.

Contents

- Electric option
- Dual fuel option
- Bespoke sizes available
- Stainless Steel*
- Aluminium

Towel Rails and Radiators

4	Alban	■ ■ ■	38	Hot Spring
8	Archibald	■	42	Lissett towel ■
10	Balmoral	■ ■	46	Olga ■ ■ ■
12	Blok towel	■	50	Optic ■
16	Buckingham	■ ■ ■	54	Orbit ■ ■
18	Chime	■ ■ ■	58	Osbourne ■ ■
22	Classic towel	■	60	Pera ■ ■ ■
28	Deline	■ ■	64	Straight fronted ■ ■
34	Gio	■ ■ ■	70	Svelte ■










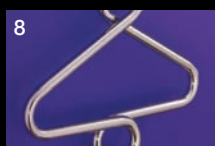
* Stainless Steel towel rails are recommended for wet rooms due to the high moisture levels

General Purpose Radiators

74	Arteplano	■	112	Flow Form
80	Blok	■	116	Lissett ■
86	Classic	■ ■	122	Trubi
102	Decorative panel	■		
108	Finn	■		

Misc

128	Technical data
136	Valves
144	Electric and supplementary heaters
146	Colours and special finishes







Alban

The rectangular version of our popular Chime has the same sparkling appeal but with a perpendicular style. Cantilevered rails allow for even the plumpest towels to be easily slid on and off. Great for family bathrooms, the Alban can be installed with the rails to the left or right.

Have you considered...



Electric models

Rails supplied as standard with non-adjustable thermostat. Please allow 100 mm beneath the rail for the flex. See page 144.



Supplementary Heater Connection

Electric DE-PACK thermostat supplied in chrome to match rail.

***pipe centres may be affected.**

stainless steel



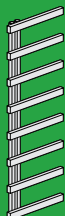
ALB-100-50

height: 1000 mm / 40 ins
length: 500 mm / 20 ins
output: **256 watts / 873 btu**

*pipe centres: 50 mm

mirror finish: £743 ^{+VAT} £891.60

supplementary heater (200 watts):
DE-PACK-200: £125 £150.00



ALB-140-50

height: 1380 mm / 55 ins
length: 500 mm / 20 ins
output: **332 watts / 1133 btu**

*pipe centres: 50 mm

mirror finish: £897 ^{+VAT} £1076.40

supplementary heater (250 watts):
DE-PACK-250: £125 £150.00



ALB-180-50

height: 1760 mm / 70 ins
length: 500 mm / 20 ins
output: **417 watts / 1423 btu**

*pipe centres: 50 mm

mirror finish: £1076 ^{+VAT} £1291.20

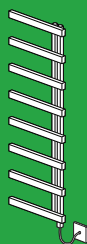
supplementary heater (300 watts):
DE-PACK-300: £125 £150.00



ALBEL-100-50/F ALBER-100-50/F

height: 1070 mm / 43 ins
length: 500 mm / 20 ins
output: **200 watts**

mirror finish: £818 ^{+VAT} £981.60



ALBEL-140-50/F ALBER-140-50/F

height: 1450 mm / 58 ins
length: 500 mm / 20 ins
output: **250 watts**

mirror finish: £977 ^{+VAT} £1172.40

Towel Rails and Radiators


It's all in the detail...

- prices inclusive of VAT are shown in green
- prices surrounded by a white box indicate stock items
- projection from wall to front face: 100 – 125 mm
- rail can be installed with the tubes to the right or the left
- CTE fuel saving supplementary electric element with 5 water-temperature settings between 30°C and 60°C available in white or chrome - see page 145

Have you considered...



For pipes from wall we recommend **valve set 5** see page 138.



Please note a 4% surcharge will be applied to all prices displayed, on orders placed

From 1st April 2021

Have you considered...



For pipes from wall or the floor we recommend **valve set 27** see page 138.



ARB-120-50

height: 1230 mm / 49 ins

length: 525 mm / 21 ins

white output: 336 watts / 1146 btu

chrome output: 233 watts / 795 btu

		+VAT
white (RAL 9016):	£668	£801.60
colours:	£835	£1002.00
chrome:	£855	£1026.00



ARBE-120-50/F


Electric

height: 1230 mm / 49 ins

length: 525 mm / 21 ins

output: 200 watts

		+VAT
white (RAL 9016):	£777	£932.40
colours:	£971	£1165.20
chrome:	£995	£1194.00



*Designed by
Leo Salzedo*

It's all in the detail...

- prices inclusive of VAT are shown in green
- prices surrounded by a white box indicate stock items / white (RAL 9016) and colours: please allow 5 – 6 weeks
- projection from wall to front face: 104 – 108 mm



Please note a 4% surcharge will be applied to all prices displayed, on orders placed

From 1st April 2021




Archibald

Move over Jeeves. This award-winning hottie caters perfectly for the modern home. Its sleek, sinuous form will ensure that your towels are served warm and dry. Designed by Leo Salzedo for Bisque.

Have you considered...



For pipes from wall or floor we recommend **valve set 8**, see page 138.
Available from stock in chrome it can also be ordered in bright nickel, polished brass, antique bronze and antique gold finishes. Colour matching available on central heating models only.



BALM

height: 850 mm / 34 ins

length: 735 mm / 29 ins

chrome output: 683 watts / 2330 btu

		+VAT
chrome:	£1338	£1605.60
bright nickel:	£1673	£2007.60
polished brass:	£2342	£2810.40
antique brass:	£2342	£2810.40
antique bronze:	£2342	£2810.40
antique copper:	£2342	£2810.40
polished copper:	£2342	£2810.40
brushed copper:	£2342	£2810.40
antique gold:	£2475	£2970.00
dark gold:	£2475	£2970.00



BALME/F

Electric

height: 850 mm / 34 ins

length: 735 mm / 29 ins

chrome output: 400 watts

		+VAT
chrome:	£1601	£1921.20
bright nickel:	£1961	£2353.20
polished brass:	£2681	£3217.20
antique brass:	£2681	£3217.20
antique bronze:	£2681	£3217.20
antique copper:	£2681	£3217.20
polished copper:	£2681	£3217.20
brushed copper:	£2681	£3217.20
antique gold:	£2825	£3390.00
dark gold:	£2825	£3390.00



BALMM/F

Dual Fuel


height: 850 mm / 34 ins

length: 735 mm / 29 ins

chrome output: 683 watts / 2330 btu

		+VAT
chrome:	£1490	£1788.00
bright nickel:	£1825	£2190.00
polished brass:	£2494	£2992.80
antique brass:	£2494	£2992.80
antique bronze:	£2494	£2992.80
antique copper:	£2494	£2992.80
polished copper:	£2494	£2992.80
brushed copper:	£2494	£2992.80
antique gold:	£2627	£3152.40
dark gold:	£2627	£3152.40

*Polished brass and colour match
to Farrow & Ball Calamine*



It's all in the detail...

- prices inclusive of VAT are shown in green
- prices surrounded by a white box indicate stock items / other finishes: please allow 8 – 10 weeks
- lead times for colour matching vary - please contact our sales team for more information
- projection from wall to front face: 250 mm



The middle section of this radiator is available in other colours and deluxe finishes - see pages 146 and 154.

Please note a 4% surcharge will be applied to all prices displayed, on orders placed

From 1st April 2021

Balmoral

The Balmoral is the perfect radiator for large, vintage bathrooms as it will both heat the space and keep your towels warm and dry. This Victorian style, ball jointed towel rail comes with a beautiful chrome finish but can also be ordered in a range of fabulous finishes including bright nickel, polished brass and antique brass.



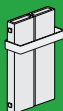


Blok towel

Calm and chic, the Blok towel radiator complements the clean lines of modern bathrooms and kitchens. Compact and with a good heat output, this energy efficient radiator is suitable for both large and small spaces.

Blok towel

aluminium

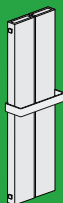


BLA-60-33*

height: 590 mm / 24 ins
length: 327 mm / 13 ins
output: 297 watts / 1013 btu

		+VAT
white (RAL 9016):	£357	£428.40
volcanic:	£357	£428.40
aluminium:	£446	£535.20
champagne:	£446	£535.20
nickel:	£446	£535.20
marron:	£446	£535.20
white sable:	£446	£535.20

to make this a towel radiator please add a BLARS-33 towel rail to the order. Max. 1 rail per radiator: BLARS-33: £137 £164.40

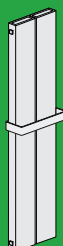


BLA-130-33

height: 1290 mm / 51 ins
length: 327 mm / 13 ins
output: 562 watts / 1918 btu

		+VAT
white (RAL 9016):	£442	£530.40
volcanic:	£442	£530.40
aluminium:	£553	£663.60
champagne:	£553	£663.60
nickel:	£553	£663.60
marron:	£553	£663.60
white sable:	£553	£663.60

to make this a towel radiator please add a BLAR-33 towel rail to the order. Max. 1 rail per radiator: BLAR-33: £137 £164.40

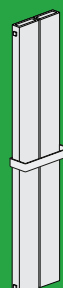


BLA-160-33

height: 1590 mm / 63 ins
length: 327 mm / 13 ins
output: 675 watts / 2303 btu

		+VAT
white (RAL 9016):	£485	£582.00
volcanic:	£485	£582.00
aluminium:	£606	£727.20
champagne:	£606	£727.20
nickel:	£606	£727.20
marron:	£606	£727.20
white sable:	£606	£727.20

to make this a towel radiator please add a BLAR-33 towel rail to the order. Max. 3 rails per radiator: BLAR-33: £137 £164.40



BLA-190-33

height: 1890 mm / 75 ins
length: 327 mm / 13 ins
output: 789 watts / 2692 btu

		+VAT
white (RAL 9016):	£533	£639.60
volcanic:	£533	£639.60
aluminium:	£666	£799.20
champagne:	£666	£799.20
nickel:	£666	£799.20
marron:	£666	£799.20
white sable:	£666	£799.20

to make this a towel radiator please add a BLAR-33 towel rail to the order. Max 3 rails per radiator: BLAR-33: £137 £164.40

Other finishes are available for this product via our colour matching service - see page 146.

Towel Rails and Radiators

It's all in the detail...

- prices inclusive of VAT are shown in green
- prices in a white box indicate stock items / aluminium, champagne, nickel, marron and white sable: please allow 4 – 6 weeks
- Towel rails must be ordered and fitted prior to installation
- **BLA-60-33** using **BLARS-33** projection from wall to front face: 80 mm (rail adds 38 mm)
- all other models using **BLAR-33** projection from wall to front face: 80 mm (rail adds 66 mm)



Have you considered...



For pipes from floor
we recommend
valve set 37
see page 141.



*Model **BLA-60-33** using
BLARS-33 is designed
for cloakrooms and
comes with a narrower
towel rail so it can fit into
small spaces.



Please note a 4%
surcharge will be
applied to all prices
displayed, on orders
placed

From 1st April 2021

Have you considered...



For pipes from wall we recommend **valve set 8**, see page 138. Available from stock in chrome it can also be ordered in bright nickel, polished brass, antique bronze and antique gold finishes.



BUCK

height: 750 mm / 30 ins

length: 500 mm / 20 ins

chrome output: 175 watts / 597 btu

pipe centres: 425 mm

		+VAT
chrome:	£811	£973.20
bright nickel:	£1013	£1215.60
polished brass:	£1419	£1702.80
antique brass:	£1419	£1702.80
antique bronze:	£1419	£1702.80
antique copper:	£1419	£1702.80
polished copper:	£1419	£1702.80
brushed copper:	£1419	£1702.80
antique gold:	£1499	£1798.80
dark gold:	£1499	£1798.80



BUCKM/F

Dual Fuel

height: 750 mm / 30 ins

length: 500 mm / 20 ins

chrome output: 175 watts / 597 btu

pipe centres: 425 mm

		+VAT
chrome:	£963	£1155.60
bright nickel:	£1166	£1399.20
polished brass:	£1571	£1885.20
antique brass:	£1571	£1885.20
antique bronze:	£1571	£1885.20
antique copper:	£1571	£1885.20
polished copper:	£1571	£1885.20
brushed copper:	£1571	£1885.20
antique gold:	£1652	£1982.40
dark gold:	£1652	£1982.40



BUCKE/F

Electric


height: 750 mm / 30 ins

length: 500 mm / 20 ins

chrome output: 150 watts

		+VAT
chrome:	£1035	£1242.00
bright nickel:	£1253	£1503.60
polished brass:	£1688	£2025.60
antique brass:	£1688	£2025.60
antique bronze:	£1688	£2025.60
antique copper:	£1688	£2025.60
polished copper:	£1688	£2025.60
brushed copper:	£1688	£2025.60
antique gold:	£1776	£2131.20
dark gold:	£1776	£2131.20

Polished brass



It's all in the detail...

- prices inclusive of VAT are shown in green
- prices surrounded by a white box indicate stock items / other finishes: please allow 8 – 10 weeks
- available to order in a range of Deluxe finishes - see page 154
- projection from wall to front face: 120 mm




Please note a 4% surcharge will be applied to all prices displayed, on orders placed

From 1st April 2021

Buckingham

The timeless style of this compact, ball jointed towel rail complements both modern and traditional bathrooms. Made from chromed brass it can be used on both central heating and hot water systems. It is also available to order in a range of fabulous finishes including bright nickel, polished brass and antique bronze.



Chime

This gleaming towel rail hits all the right notes. Made from highly polished stainless steel, its attractively chunky rails allows for towels to be easily slid on and off. The rail can be installed with the horizontal tubes to the right or the left.



stainless steel



CHM-100-50

height: 1000 mm / 40 ins
length: 500 mm / 20 ins
volcanic output: 382 watts / 1302 btu
mirror output: 276 watts / 942 btu

*pipe centres: 50 mm

+VAT
volcanic: **£507** £608.40
mirror finish: **£757** £908.40

supplementary heater (200 watts):
DE-PACK-200: **£125** £150.00



CHM-140-50

height: 1380 mm / 55 ins
length: 500 mm / 20 ins
volcanic output: 518 watts / 1766 btu
mirror output: 377 watts / 1286 btu

*pipe centres: 50 mm

+VAT
volcanic: **£609** £730.80
mirror finish: **£909** £1090.80

supplementary heater (250 watts):
DE-PACK-250: **£125** £150.00



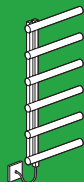
CHM-180-50

height: 1760 mm / 70 ins
length: 500 mm / 20 ins
volcanic output: 643 watts / 2193 btu
mirror output: 438 watts / 1494 btu

*pipe centres: 50 mm

+VAT
volcanic: **£732** £878.40
mirror finish: **£1092** £1310.40

supplementary heater (300 watts):
DE-PACK-300: **£125** £150.00



CHMEL-100-50/F CHMER-100-50/F

height: 1070 mm / 43 ins
length: 500 mm / 20 ins
output: 200 watts

+VAT
mirror finish: **£835** £1002.00



CHMEL-140-50/F CHMER-140-50/F

height: 1450 mm / 58 ins
length: 500 mm / 20 ins
output: 250 watts

+VAT
mirror finish: **£1000** £1200.00

It's all in the detail...

- prices inclusive of VAT are shown in green
- prices surrounded by a white box indicate stock items
- projection from wall to front face: 121 – 146 mm
- rail can be installed with the tubes to the right or the left
- CTE fuel saving supplementary electric element with 5 water-temperature settings between 30°C and 60°C available in white or chrome - see page 145

Have you considered...




For pipes from wall we recommend **valve set 27** see page 138.

Have you considered...



Electric models

Rails supplied as standard with non-adjustable thermostat. Please allow 100 mm beneath the rail for the flex. See page 144.



Supplementary Heater Connection

Electric DE-PACK thermostat supplied in chrome to match rail.

***pipe centres may be affected.**

*Now available from stock in volcanic finish.
Pair with valve sets 26, 27 and 28 in the same finish*



Please note a 4% surcharge will be applied to all prices displayed, on orders placed

From 1st April 2021



Classic towel

A new version of an old favourite. With a specially designed chrome towel rail, this towel radiator has been designed to complement the classic look of traditional bathrooms and kitchens.





Classic towel

bespoke sizes available



2W-75-37

height: 742 mm / 30 ins
length: 394 mm / 16 ins
depth: 62 mm / 3 ins
output: 440 watts / 1501 btu

pipe centres: 326 mm +VAT
white (RAL 9010): £322 £386.40
white (RAL 9016): £322 £386.40
anthracite finish: £382 £458.40
colours: £382 £458.40

to make this a towel radiator
please add a CTR-37 towel rail
to the order:

CTR-37: £135 £162.00



2W-75-46

height: 742 mm / 30 ins
length: 486 mm / 20 ins
depth: 62 mm / 3 ins
output: 550 watts / 1877 btu

pipe centres: 418 mm +VAT
white (RAL 9010): £382 £458.40
white (RAL 9016): £382 £458.40
anthracite finish: £457 £548.40
colours: £457 £548.40

to make this a towel radiator
please add a CTR-46 towel rail
to the order:

CTR-46: £140 £168.00




2W-75-55

height: 742 mm / 30 ins
length: 578 mm / 23 ins
depth: 62 mm / 3 ins
output: 660 watts / 2252 btu

pipe centres: 510 mm +VAT
white (RAL 9010): £442 £530.40
white (RAL 9016): £442 £530.40
anthracite finish: £532 £638.40
colours: £532 £638.40

to make this a towel radiator
please add a CTR-55 towel rail
to the order:

CTR-55: £143 £171.60



2W-75-64

height: 742 mm / 30 ins
length: 670 mm / 27 ins
depth: 62 mm / 3 ins
output: 770 watts / 2627 btu

pipe centres: 602 mm +VAT
white (RAL 9010): £501 £601.20
white (RAL 9016): £501 £601.20
anthracite finish: £606 £727.20
colours: £606 £727.20

to make this a towel radiator
please add a CTR-64 towel rail
to the order:

CTR-64: £152 £182.40

It's all in the detail...

- prices inclusive of VAT are shown in green
- prices surrounded by a white box indicate stock items / white (RAL 9016) and colours: please allow 4 – 6 weeks
- projection from wall to front face: 90 mm (rail adds 79 mm)

Have you considered...



For pipes from wall we recommend **valve set 11** see page 141.



For pipes from floor we recommend **valve set 36** see page 141.

*To make this a towel radiator please add a full width chrome rail to your order.
Additional rails are available to order.*



Please note a 4% surcharge will be applied to all prices displayed, on orders placed

From 1st April 2021

Classic towel




2W-180-28

height: 1792 mm / 71 ins
length: 302 mm / 12 ins
depth: 62 mm / 3 ins
output: 744 watts / 2539 btu

pipe centres: 234 mm +VAT
white (RAL 9010): £454 £544.80
white (RAL 9016): £454 £544.80
anthracite finish: £547 £656.40
colours: £547 £656.40

to make this a towel radiator
please add a CTR-28 towel rail
to the order:

CTR-28: £127 £152.40




2W-180-37

height: 1792 mm / 71 ins
length: 394 mm / 16 ins
depth: 62 mm / 3 ins
output: 992 watts / 3385 btu

pipe centres: 326 mm +VAT
white (RAL 9010): £578 £693.60
white (RAL 9016): £578 £693.60
anthracite finish: £702 £842.40
colours: £702 £842.40

to make this a towel radiator
please add a CTR-37 towel rail
to the order:

CTR-37: £135 £162.00




2W-180-46

height: 1792 mm / 71 ins
length: 486 mm / 20 ins
depth: 62 mm / 3 ins
output: 1240 watts / 4231 btu

pipe centres: 418 mm +VAT
white (RAL 9010): £702 £842.40
white (RAL 9016): £702 £842.40
anthracite finish: £857 £1028.40
colours: £857 £1028.40

to make this a towel radiator
please add a CTR-46 towel rail
to the order:

CTR-46: £140 £168.00



2W-180-55

height: 1792 mm / 71 ins
length: 578 mm / 23 ins
depth: 62 mm / 3 ins
output: 1488 watts / 5077 btu

pipe centres: 510 mm +VAT
white (RAL 9010): £825 £990.00
white (RAL 9016): £825 £990.00
anthracite finish: £1011 £1213.20
colours: £1011 £1213.20

to make this a towel radiator
please add a CTR-55 towel rail
to the order:

CTR-55: £143 £171.60

It's all in the detail...

- prices inclusive of VAT are shown in green
- prices surrounded by a white box indicate stock items / white (RAL 9016) and colours: please allow 4 – 6 weeks
- projection from wall to front face: 90 mm (rail adds 79 mm)



Have you considered...



For pipes from floor we recommend **valve set 36**
see page 141.



For pipes from wall we recommend **valve set 11**
see page 141.



Please note a 4% surcharge will be applied to all prices displayed, on orders placed

From 1st April 2021

Deline

It's the considered details which make this simple towel rail stand out from the crowd – discreet brackets, hidden air vents and a stock range of seven fabulous finishes which complement popular bathroom surfaces.







DEL-80-50

height: 786 mm / 31 ins
length: 500 mm / 20 ins

general output: 379 watts / 1293 btu
chrome output: 277 watts / 945 btu

*pipe centres: 456 mm	
	+VAT
white (RAL 9016):	£166 £199.20
volcanic:	£208 £249.60
matt black:	£208 £249.60
anthracite:	£208 £249.60
titane:	£208 £249.60
beige quartz:	£208 £249.60
colours:	£208 £249.60
chrome:	£359 £430.80

supplementary heater (200 watts):
DE-PACK-200: £125 £150.00



DEL-80-60

height: 786 mm / 31 ins
length: 600 mm / 24 ins

general output: 448 watts / 1529 btu
chrome output: 327 watts / 1116 btu

*pipe centres: 556 mm	
	+VAT
white (RAL 9016):	£178 £213.60
volcanic:	£223 £267.60
matt black:	£223 £267.60
anthracite:	£223 £267.60
titane:	£223 £267.60
beige quartz:	£223 £267.60
colours:	£223 £267.60
chrome:	£390 £468.00

supplementary heater (200 watts):
DE-PACK-200: £125 £150.00



DEL-120-50

height: 1226 mm / 49 ins
length: 500 mm / 20 ins

general output: 552 watts / 1883 btu
chrome output: 403 watts / 1375 btu

*pipe centres: 456 mm	
	+VAT
white (RAL 9016):	£196 £235.20
volcanic:	£245 £294.00
matt black:	£245 £294.00
anthracite:	£245 £294.00
titane:	£245 £294.00
beige quartz:	£245 £294.00
colours:	£245 £294.00
chrome:	£459 £550.80

supplementary heater (250 watts):
DE-PACK-250: £125 £150.00



DEL-120-60

height: 1226 mm / 49 ins
length: 600 mm / 24 ins

general output: 648 watts / 2211 btu
chrome output: 473 watts / 1614 btu

*pipe centres: 556 mm	
	+VAT
white (RAL 9016):	£212 £254.40
volcanic:	£265 £318.00
matt black:	£265 £318.00
anthracite:	£265 £318.00
titane:	£265 £318.00
beige quartz:	£265 £318.00
colours:	£265 £318.00
chrome:	£498 £597.60

supplementary heater (300 watts):
DE-PACK-300: £125 £150.00



DEL-180-50

height: 1866 mm / 74 ins
length: 500 mm / 20 ins

general output: 830 watts / 2832 btu
chrome output: 606 watts / 2068 btu

*pipe centres: 456 mm	
	+VAT
white (RAL 9016):	£273 £327.60
volcanic:	£341 £409.20
matt black:	£341 £409.20
anthracite:	£341 £409.20
titane:	£341 £409.20
beige quartz:	£341 £409.20
colours:	£341 £409.20
chrome:	£681 £817.20

supplementary heater (400 watts):
DE-PACK-400: £125 £150.00



DEL-180-60

height: 1866 mm / 74 ins
length: 600 mm / 24 ins

general output: 978 watts / 3337 btu
chrome output: 714 watts / 2436 btu

*pipe centres: 556 mm	
	+VAT
white (RAL 9016):	£282 £338.40
volcanic:	£353 £423.60
matt black:	£353 £423.60
anthracite:	£353 £423.60
titane:	£353 £423.60
beige quartz:	£353 £423.60
colours:	£353 £423.60
chrome:	£738 £885.60

supplementary heater (400 watts):
DE-PACK-400: £125 £150.00

It's all in the detail...

- prices inclusive of VAT are shown in green
- prices surrounded by a white box indicate stock items /colours: please allow 4 – 6 weeks
- projection from wall to front face: 70 mm – 80 mm
- CTE fuel saving supplementary electric element with 5 water-temperature settings available in white or chrome - see page 145

Have you considered...




For pipes from wall we recommend **valve set 28** see page 139.



Supplementary Heater Connection

Electric DE-PACK thermostat supplied in white and chrome to match rail. (Colour rails supplied with chrome thermostat).


***pipe centres may be affected.**



Please note a 4% surcharge will be applied to all prices displayed, on orders placed

From 1st April 2021

Have you considered...



For models in volcanic finish, manual valve sets 26, 27 and 28 are now available in a complementary finish.



For models in matt black finish **valve set 27** is available in a complementary finish. See page 138.

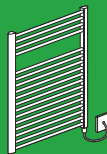
Deline (Electric)



DELE-80-50/F Electric

height: 786 mm / 31 ins
length: 500 mm / 20 ins
general output: 400 watts
chrome output: 200 watts

		+VAT
white (RAL 9016):	£301	£361.20
colours:	£376	£451.20
chrome:	£494	£592.80



DELE-80-60/F Electric

height: 786 mm / 31 ins
length: 600 mm / 24 ins
general output: 400 watts
chrome output: 200 watts


		+VAT
white (RAL 9016):	£313	£375.60
colours:	£391	£469.20
chrome:	£525	£630.00



DELE-120-50/F Electric

height: 1226 mm / 49 ins
length: 500 mm / 20 ins
general output: 500 watts
chrome output: 400 watts


		+VAT
white (RAL 9016):	£331	£397.20
colours:	£414	£496.80
chrome:	£594	£712.80



DELE-120-60/F Electric

height: 1226 mm / 49 ins
length: 600 mm / 24 ins
general output: 600 watts
chrome output: 400 watts


		+VAT
white (RAL 9016):	£347	£416.40
colours:	£434	£520.80
chrome:	£633	£759.60



DELE-180-50/F Electric

height: 1866 mm / 74 ins
length: 500 mm / 20 ins
general output: 600 watts
chrome output: 500 watts

		+VAT
white (RAL 9016):	£408	£489.60
colours:	£510	£612.00
chrome:	£816	£979.20



DELE-180-60/F Electric

height: 1866 mm / 74 ins
length: 600 mm / 24 ins
general output: 600 watts
chrome output: 600 watts

		+VAT
white (RAL 9016):	£417	£500.40
colours:	£521	£625.20
chrome:	£873	£1047.60

It's all in the detail...

- prices inclusive of VAT are shown in green
- prices surrounded by a white box indicate stock items / white and colours: please allow 4 – 6 weeks
- projection from wall to front face: 70 mm – 80 mm

Have you considered...



Electric models

Rails supplied as standard with non-adjustable thermostat in chrome. Please allow 100 mm beneath the radiator for the flex.



Cable Cover SHEC

(optional extra): **£56** £67.20 inc VAT

This neat chrome cover hides the cable attached to the heater. Now available in matt black.



Please note a 4% surcharge will be applied to all prices displayed, on orders placed

From 1st April 2021





Gio

This towel rail may be square but it's certainly not dull. Made of stainless steel, it has been polished to a dazzlingly superior standard and can be used on any central heating or hot water system.

stainless steel



GIO-90-55

height: 900 mm / 36 ins
length: 530 mm / 21 ins
output: 177 watts / 604 btu

*pipe centres: 500 mm

mirror finish: £495 ^{+VAT} £594.00

supplementary heater (100 watts):
DE-PACK-100: £125 £150.00



GIO-120-55

height: 1200 mm / 48 ins
length: 530 mm / 21 ins
output: 243 watts / 829 btu

*pipe centres: 500 mm

mirror finish: £628 ^{+VAT} £753.60

supplementary heater (200 watts):
DE-PACK-200: £125 £150.00



GIO-150-55

height: 1500 mm / 59 ins
length: 530 mm / 21 ins
output: 303 watts / 1034 btu

*pipe centres: 500 mm

mirror finish: £758 ^{+VAT} £909.60

supplementary heater (200 watts):
DE-PACK-200: £125 £150.00

Towel Rails and Radiators



GIO-180-55

height: 1800 mm / 71 ins
length: 530 mm / 21 ins
output: 357 watts / 1218 btu

*pipe centres: 500 mm

mirror finish: £897 ^{+VAT} £1076.40

supplementary heater (250 watts):
DE-PACK-250: £125 £150.00

Electric versions




GIOE-90-55/F

Electric

height: 900 mm / 36 ins
length: 530 mm / 21 ins
output: 100 watts

mirror finish: £561 ^{+VAT} £673.20



GIOE-120-55/F

Electric

height: 1200 mm / 48 ins
length: 530 mm / 21 ins
output: 200 watts

mirror finish: £712 ^{+VAT} £854.40

It's all in the detail...

- prices inclusive of VAT are shown in green
- prices surrounded by a white box indicate stock items
- projection from wall to front face: 75 mm – 105 mm
- CTE fuel saving supplementary electric element with 5 water-temperature settings between 30°C and 60°C available in white or chrome - see page 145

Have you considered...



For pipes from wall we recommend **valve set 5** see page 138.

Have you considered...



Supplementary Heater Connection
Electric DE-PACK thermostat supplied in chrome to match rail.
***pipe centres may be affected.**

Please note a 4% surcharge will be applied to all prices displayed, on orders placed

From 1st April 2021



Hot Spring

The award winning Hot Spring is a brilliantly imaginative and striking radiator. This funky radiator is an icon of contemporary design and redefines the image of radiators.





HOT-60

height: 662 mm / 26 ins
 diameter: 200 mm / 8 ins
general output: 308 watts / 1051 btu
chrome output: 231 watts / 788 btu

pipe centres: 60 mm

		+VAT
white (RAL 9016):	£280	£336.00
colours:	£350	£420.00
chrome:	£420	£504.00



HOT-120

height: 1262 mm / 50 ins
 diameter: 200 mm / 8 ins
general output: 606 watts / 2068 btu
chrome output: 426 watts / 1454 btu

pipe centres: 60 mm

		+VAT
white (RAL 9016):	£428	£513.60
colours:	£535	£642.00
chrome:	£642	£770.40



HOT-150

height: 1562 mm / 62 ins
 diameter: 200 mm / 8 ins
general output: 755 watts / 2576 btu
chrome output: 540 watts / 1842 btu

pipe centres: 60 mm

		+VAT
white (RAL 9016):	£471	£565.20
colours:	£589	£706.80
chrome:	£707	£848.40



HOT-180

height: 1862 mm / 73 ins
 diameter: 200 mm / 8 ins
general output: 884 watts / 3016 btu
chrome / output: 654 watts / 2231 btu

pipe centres: 60 mm

		+VAT
white (RAL 9016):	£539	£646.80
colours:	£674	£808.80
chrome:	£809	£970.80

It's all in the detail...

- prices inclusive of VAT are shown in green
- prices surrounded by a white box indicate stock items / white (RAL 9010) and colours: please allow 5 – 6 weeks
- projection from wall to front face: 280 mm



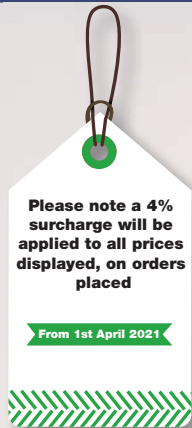
Have you considered...



For pipes from wall
we recommend
valve set 37
see page 141.



For pipes from floor
we recommend
valve set 36
see page 141.



Please note a 4%
surcharge will be
applied to all prices
displayed, on orders
placed

From 1st April 2021



Designed by Paul Priestman

Winner of the Design Council Millennium Product Award





Lissett towel

The big sister of our popular Svelte, this radiator has the same graceful style but with a larger heat output and more space for towels, making it a great choice for family bathrooms. The rail is made from highly polished aluminium and allows plenty of space for sumptuous towels.

Lissett towel

aluminium



LI-60-40

height: 590 mm / 23 ins
length: 401 mm / 15 ins
output: 312 watts / 1064 btu

pipe centres: 201 mm

white (RAL 9016):	£376	£451.20
volcanic:	£376	£451.20
aluminium:	£470	£564.00
champagne:	£470	£564.00
nickel:	£470	£564.00
marron:	£470	£564.00
white sable:	£470	£564.00

to make this a towel radiator please add a LRS-40 towel rail to the order. Max. 1 rail per radiator: LRS-40: £158 £189.60



LI-160-40

height: 1590 mm / 63 ins
length: 401 mm / 15 ins
output: 742 watts / 2532 btu

pipe centres: 201 mm

white (RAL 9016):	£509	£610.80
volcanic:	£509	£610.80
aluminium:	£636	£763.20
champagne:	£636	£763.20
nickel:	£636	£763.20
marron:	£636	£763.20
white sable:	£636	£763.20

to make this a towel radiator please add a LR-40 towel rail to the order. Max. 3 rails per radiator: LR-40: £160 £192.00



LI-190-40

height: 1890 mm / 74 ins
length: 401 mm / 15 ins
output: 853 watts / 2911 btu

pipe centres: 201 mm

white (RAL 9016):	£554	£664.80
volcanic:	£554	£664.80
aluminium:	£693	£831.60
champagne:	£693	£831.60
nickel:	£693	£831.60
marron:	£693	£831.60
white sable:	£693	£831.60

to make this a towel radiator please add a LR-40 towel rail to the order. Max. 3 rails per radiator: LR-40: £160 £192.00

Other finishes are available for this product via our colour matching service - see page 158.



It's all in the detail...

- prices inclusive of VAT are shown in green
- prices in a white box indicate stock items / aluminium, champagne, nickel, marron and white sable: please allow 4 – 6 weeks
- other finishes are available for this product via our colour matching service see page 146
- towel rails must be ordered and fitted prior to installation
- **LI-60-40** using **LRS-40** projection from wall to front face: 69 - 82 mm (rail adds 45 mm)
- all other models using **LR-40** projection from wall to front face: 69 - 82 mm (rail adds 65 mm)

Have you considered...



For pipes from floor we recommend **valve set 36** see page 141.



For pipes from wall we recommend **valve set 11** see page 141.



Please note a 4% surcharge will be applied to all prices displayed, on orders placed

From 1st April 2021

Model LI-60-40 is designed for cloakrooms and comes with a narrower rail so it can fit into small spaces.





Olga

This elegant, stainless steel towel rail can be installed on the hot water system with a supplementary heater, so that towels will remain warm and dry even when the central heating system is turned off. The narrower widths are great for small bathrooms and cloakrooms.

stainless steel



OLG-60-50

height: 600 mm / 26 ins
length: 480 mm / 19 ins
output: 141 watts / 481 btu

*pipe centres: 450 mm

mirror finish: £397 ^{+VAT} £476.40

supplementary heater (100 watts):
DE-PACK-100: £125 £150.00



OLG-90-30

height: 900 mm / 36 ins
length: 300 mm / 12 ins
output: 168 watts / 573 btu

*pipe centres: 270 mm

mirror finish: £398 ^{+VAT} £477.60

supplementary heater (100 watts):
DE-PACK-100: £125 £150.00



OLG-90-50

height: 900 mm / 36 ins
length: 480 mm / 19 ins
output: 202 watts / 689 btu

*pipe centres: 450 mm

mirror finish: £441 ^{+VAT} £529.20

supplementary heater (100 watts):
DE-PACK-100: £125 £150.00



OLG-120-30

height: 1200 mm / 48 ins
length: 300 mm / 12 ins
output: 202 watts / 689 btu

*pipe centres: 270 mm

mirror finish: £459 ^{+VAT} £550.80

supplementary heater (150 watts):
DE-PACK-150: £125 £150.00



OLG-120-50

height: 1200 mm / 48 ins
length: 480 mm / 19 ins
output: 264 watts / 901 btu

*pipe centres: 450 mm

mirror finish: £551 ^{+VAT} £661.20

supplementary heater (150 watts):
DE-PACK-150: £125 £150.00



OLG-120-65

height: 1200 mm / 48 ins
length: 630 mm / 25 ins
output: 336 watts / 1146 btu

*pipe centres: 600 mm

mirror finish: £629 ^{+VAT} £754.80

supplementary heater (200 watts):
DE-PACK-200: £125 £150.00



OLG-155-50

height: 1575 mm / 62 ins
length: 480 mm / 19 ins
output: 360 watts / 1228 btu

*pipe centres: 450 mm

mirror finish: £675 ^{+VAT} £810.00

supplementary heater (250 watts):
DE-PACK-250: £125 £150.00



OLG-180-50

height: 1800 mm / 72 ins
length: 480 mm / 19 ins
output: 394 watts / 1344 btu

*pipe centres: 450 mm

mirror finish: £737 ^{+VAT} £884.40

supplementary heater (250 watts):
DE-PACK-250: £125 £150.00

It's all in the detail...

- prices inclusive of VAT are shown in green
- prices surrounded by a white box indicate stock items
- projection from wall to front face: 75 mm – 105 mm
- CTE fuel saving supplementary electric element with 5 water-temperature settings between 30°C and 60°C available in white or chrome - see page 145

Have you considered...



For pipes from wall we recommend **valve set 27** see page 138.

Electric versions



OLGE-90-30/F Electric

height: 900 mm / 36 ins
length: 300 mm / 12 ins
output: 100 watts

+VAT
mirror finish: **£482** £578.40



OLGE-90-50/F Electric

height: 900 mm / 36 ins
length: 480 mm / 19 ins
output: 100 watts


+VAT
mirror finish: **£513** £615.60



OLGE-120-50/F Electric

height: 1200 mm / 48 ins
length: 480 mm / 19 ins
output: 150 watts

+VAT
mirror finish: **£630** £756.00



OLGE-120-65/F Electric

height: 1200 mm / 48 ins
length: 630 mm / 25 ins
output: 200 watts

+VAT
mirror finish: **£712** £854.40



OLGE-155-50/F Electric

height: 1575 mm / 36 ins
length: 480 mm / 19 ins
output: 250 watts

+VAT
mirror finish: **£773** £927.60



Please note a 4% surcharge will be applied to all prices displayed, on orders placed

From 1st April 2021



Supplementary Heater Connection

Electric DE-PACK thermostat supplied in chrome to match towel rail.

***pipe centres may be affected.**



Electric models

Rails supplied as standard with non-adjustable thermostat in chrome. Please allow 100 mm beneath the radiator for the flex.

Optic

Offering simple yet beautiful design, the Optic works seamlessly in en-suites, family bathrooms and cloakrooms alike. With discreet brackets and a stock range of stunning finishes, the Optic will be an eye-catching accompaniment to any popular bathroom style.







OPT-80-50

height: 792 mm / 32 ins

length: 500 mm / 20 ins

general output: 374 watts / 1275 btu


chrome output: 227 watts / 774 btu

*pipe centres: 470 mm

		+VAT
white (RAL 9016):	£205	£246.00
matt white:	£256	£307.20
matt black:	£256	£307.20
chrome:	£379	£454.80
colours:	£256	£307.20

supplementary heater (150 watts):

DE-PACK-150: £125 £150.00



OPT-80-60

height: 792 mm / 32 ins

length: 600 mm / 24 ins

general output: 434 watts / 1480 btu

chrome output: 263 watts / 897 btu

*pipe centres: 570 mm

		+VAT
white (RAL 9016):	£232	£278.40
matt white:	£290	£348.00
matt black:	£290	£348.00
chrome:	£429	£514.80
colours:	£290	£348.00

supplementary heater (150 watts):

DE-PACK-150: £125 £150.00



OPT-120-50

height: 1176 mm / 47 ins

length: 500 mm / 20 ins

general output: 541 watts / 1845 btu

chrome output: 323 watts / 1101 btu

*pipe centres: 470 mm

		+VAT
white (RAL 9016):	£229	£274.80
matt white:	£286	£343.20
matt black:	£286	£343.20
chrome:	£424	£508.80
colours:	£286	£343.20

supplementary heater (200 watts):

DE-PACK-200: £125 £150.00



OPT-120-60

height: 1176 mm / 47 ins

length: 600 mm / 24 ins

general output: 628 watts / 2141 btu

chrome output: 373 watts / 1272 btu

*pipe centres: 570 mm

		+VAT
white (RAL 9016):	£235	£282.00
matt white:	£294	£352.80
matt black:	£294	£352.80
chrome:	£435	£522.00
colours:	£294	£352.80

supplementary heater (250 watts):

DE-PACK-250: £125 £150.00



OPT-180-50

height: 1816 mm / 72 ins

length: 500 mm / 20 ins

general output: 819 watts / 2793 btu

chrome output: 504 watts / 1719 btu

*pipe centres: 470 mm

		+VAT
white (RAL 9016):	£305	£366.00
matt white:	£381	£457.20
matt black:	£381	£457.20
chrome:	£564	£676.80
colours:	£381	£457.20

supplementary heater (300 watts):

DE-PACK-300: £125 £150.00



OPT-180-60

height: 1816 mm / 72 ins

length: 600 mm / 24 ins

general output: 951 watts / 3243 btu

chrome output: 591 watts / 2015 btu

*pipe centres: 570 mm

		+VAT
white (RAL 9016):	£313	£375.60
matt white:	£391	£469.20
matt black:	£391	£469.20
chrome:	£579	£694.80
colours:	£391	£469.20

supplementary heater (400 watts):

DE-PACK-400: £125 £150.00


It's all in the detail...

- prices inclusive of VAT are shown in green
- prices surrounded by a white box indicate stock items
- colours: please allow 5 – 6 weeks
- projection from wall to front face: 90 mm – 100 mm
- CTE fuel saving supplementary electric element with 5 water-temperature settings available in white or chrome - see page 145

Have you considered...



For pipes from wall
we recommend
valve set 5
see page 138.



Please note a 4%
surcharge will be
applied to all prices
displayed, on orders
placed

From 1st April 2021




Orbit

Made of highly polished stainless steel, this heavenly towel rail will shine in any bathroom or kitchen. Its looping tubes allow plenty of space for towels and cleverly hidden air vents complete the neat look. This stellar product can go on the central heating or hot water system.



stainless steel




OBTL-60-50

OBTR-60-50

height: 600 mm / 24 ins
length: 500 mm / 20 ins
output: 192 watts / 655 btu

pipe centres: 50 mm

+VAT
mirror finish: **£488** £585.60




OBTL-90-50

OBTR-90-50

height: 900 mm / 35 ins
length: 500 mm / 20 ins
output: 295 watts / 1007 btu

pipe centres: 50 mm

+VAT
mirror finish: **£691** £829.20




OBTL-120-50

OBTR-120-50

height: 1200 mm / 47 ins
length: 500 mm / 20 ins
output: 403 watts / 1375 btu

pipe centres: 50 mm

+VAT
mirror finish: **£905** £1086.00



OBTL-150-50

OBTR-150-50

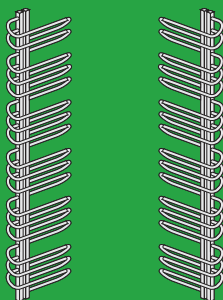
height: 1500 mm / 60 ins
length: 500 mm / 20 ins
output: 516 watts / 1761 btu

pipe centres: 50 mm

+VAT
mirror finish: **£1105** £1326.00

Towel Rails and Radiators

Electric versions



OBTL-180-50

OBTR-180-50

height: 1800 mm / 71 ins
length: 500 mm / 20 ins
output: 636 watts / 2170 btu

pipe centres: 50 mm

+VAT
mirror finish: **£1246** £1495.20



OBTEL-60-50/F electric

height: 600 mm / 24 ins
length: 500 mm / 20 ins
output: 150 watts

+VAT
mirror finish: **£568** £681.60



OBTEL-90-50/F electric

height: 900 mm / 35 ins
length: 500 mm / 20 ins
output: 200 watts

+VAT
mirror finish: **£784** £940.80



OBTEL-120-50/F electric

height: 1200 mm / 47 ins
length: 500 mm / 20 ins
output: 250 watts

+VAT
mirror finish: **£1009** £1210.80

It's all in the detail...

- prices inclusive of VAT are shown in green
- prices surrounded by a white box indicate stock items
- projection from wall to front face: 145 mm – 175 mm

Have you considered...



For pipes from wall
we recommend
valve set 5
see page 138.



Please note a 4%
surcharge will be
applied to all prices
displayed, on orders
placed

From 1st April 2021

Have you considered...



For pipes from wall or floor we recommend **valve set 8**, see page 138.
Available from stock in chrome it can also be ordered in bright nickel, polished brass, antique bronze and antique gold finishes.



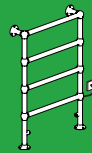
OSBO

height: 850 mm / 33 ins

length: 600 mm / 24 ins

chrome output: 246 watts / 839 btu

chrome:	£811	+VAT £973.20
bright nickel:	£1013	£1215.60
polished brass:	£1419	£1702.80
antique brass:	£1419	£1702.80
antique bronze:	£1419	£1702.80
antique copper:	£1419	£1702.80
polished copper:	£1419	£1702.80
brushed copper:	£1419	£1702.80
antique gold:	£1499	£1798.80
dark gold:	£1499	£1798.80



OSBOE/F

Electric

height: 850 mm / 33 ins

length: 600 mm / 24 ins

chrome output: 150 watts

chrome:	£1035	£1242.00
bright nickel:	£1253	£1503.60
polished brass:	£1688	£2025.60
antique brass:	£1688	£2025.60
antique bronze:	£1688	£2025.60
antique copper:	£1688	£2025.60
polished copper:	£1688	£2025.60
brushed copper:	£1688	£2025.60
antique gold:	£1776	£2131.20
dark gold:	£1776	£2131.20



OSBOM/F

Dual Fuel


height: 850 mm / 33 ins

length: 600 mm / 24 ins

chrome output: 246 watts / 839 btu

chrome:	£963	£1155.60
bright nickel:	£1166	£1399.20
polished brass:	£1571	£1885.20
antique brass:	£1571	£1885.20
antique bronze:	£1571	£1885.20
antique copper:	£1571	£1885.20
polished copper:	£1571	£1885.20
brushed copper:	£1571	£1885.20
antique gold:	£1652	£1982.40
dark gold:	£1652	£1982.40

Antique bronze



It's all in the detail...

- prices inclusive of VAT are shown in green
- prices surrounded by a white box indicate stock items / other finishes: please allow 8 – 10 weeks
- available to order in a range of Deluxe finishes - see page 154
- projection from wall to front face: 140 mm



Osbourne

This distinguished, ball jointed towel rail is a great choice for traditional bathrooms and has plenty of space for luxurious, fluffy towels. Made from chromed brass it can be used on both central heating and hot water systems. It is also available to order in a range of fabulous finishes including nickel, brass and antique bronze.

Please note a 4% surcharge will be applied to all prices displayed, on orders placed

From 1st April 2021



Pera

Less is definitely more with this chic stainless steel towel rail as the refined construction allows the tubes to meld gently into one another. The Pera brings a quiet elegance to both modern and traditional bathrooms.



stainless steel



PER-80-50

height: 800 mm / 32 ins
length: 500 mm / 20 ins
general output: 187 watts / 638 btu

*pipe centres: 462 mm

mirror finish: £562 ^{+VAT} £674.40

supplementary heater (150 watts):
DE-PACK-150: £125 £150.00



PER-120-50

height: 1200 mm / 48 ins
length: 500 mm / 20 ins
general output: 269 watts / 918 btu

*pipe centres: 462 mm

mirror finish: £717 ^{+VAT} £860.40

supplementary heater (200 watts):
DE-PACK-200: £125 £150.00



PER-150-50

height: 1500 mm / 60 ins
length: 500 mm / 20 ins
general output: 334 watts / 1140 btu

*pipe centres: 462 mm

mirror finish: £877 ^{+VAT} £1052.40

supplementary heater (250 watts):
DE-PACK-250: £125 £150.00



PERE-80-50/F

Electric

height: 870 mm / 35 ins
length: 500 mm / 20 ins
general output: 150 watts

mirror finish: £616 ^{+VAT} £739.20



PERE-120-50/F

Electric

height: 1270 mm / 50 ins
length: 500 mm / 20 ins
general output: 200 watts

mirror finish: £771 ^{+VAT} £925.20



PERE-150-50/F

Electric

height: 1570 mm / 62 ins
length: 500 mm / 20 ins
general output: 250 watts

mirror finish: £931 ^{+VAT} £1117.20

It's all in the detail...

- prices inclusive of VAT are shown in green
- prices surrounded by a white box indicate stock items
- projection from wall to front face: 78 mm – 103 mm
- CTE fuel saving supplementary electric element with 5 water-temperature settings between 30°C and 60°C available in white or chrome - see page 145

Have you considered...



For pipes from wall we recommend **valve set 27** see page 138.

Have you considered...



Electric models


Rails supplied as standard with non-adjustable thermostat. Please allow 100 mm beneath the rail for the flex. See page 144.



Supplementary Heater Connection

Electric DE-PACK thermostat supplied in chrome to match rail.

***pipe centres may be affected.**



Please note a 4% surcharge will be applied to all prices displayed, on orders placed

From 1st April 2021

Straight fronted

An essential luxury, the Straight fronted towel rail will keep your towels as fresh as a daisy and as dry as a bone. The clean lines of this stylish and practical radiator look equally at home in bathrooms, kitchens and cloakrooms.





Straight fronted



SFT-80-50

height: 796 mm / 32 ins
length: 496 mm / 20 ins
general output: 418 watts / 1462 btu
chrome output: 275 watts / 938 btu

*pipe centres: 458 mm
+VAT
white (RAL 9016): **£214** £256.80
anthracite: **£268** £321.60
colours: **£268** £321.60
chrome: **£482** £578.40

supplementary heater (200 watts):
DE-PACK-200: **£125** £150.00



SFT-80-60

height: 796 mm / 32 ins
length: 596 mm / 24 ins
general output: 492 watts / 1679 btu
chrome output: 323 watts / 1102 btu

*pipe centres: 558 mm
+VAT
white (RAL 9016): **£229** £274.80
anthracite: **£286** £343.20
colours: **£286** £343.20
chrome: **£515** £618.00

supplementary heater (250 watts):
DE-PACK-250: **£125** £150.00



SFT-120-50

height: 1196 mm / 48 ins
length: 496 mm / 20 ins
general output: 601 watts / 2051 btu
chrome output: 397 watts / 1355 btu

*pipe centres: 458 mm
+VAT
white (RAL 9016): **£253** £303.60
anthracite: **£316** £379.20
colours: **£316** £379.20
chrome: **£569** £682.80

supplementary heater (250 watts):
DE-PACK-250: **£125** £150.00



SFT-120-60

height: 1196 mm / 48 ins
length: 596 mm / 24 ins
general output: 709 watts / 2419 btu
chrome output: 467 watts / 1593 btu

*pipe centres: 558 mm
+VAT
white (RAL 9016): **£273** £327.60
anthracite: **£341** £409.20
colours: **£341** £409.20
chrome: **£614** £736.80

supplementary heater (300 watts):
DE-PACK-300: **£125** £150.00



SFT-185-50

height: 1876 mm / 74 ins
length: 496 mm / 20 ins
general output: 940 watts / 3207 btu
chrome output: 631 watts / 2153 btu

*pipe centres: 458 mm
+VAT
white (RAL 9016): **£353** £423.60
colours: **£441** £529.20
chrome: **£794** £952.80

supplementary heater (400 watts):
DE-PACK-400: **£125** £150.00



SFT-185-60

height: 1876 mm / 74 ins
length: 596 mm / 24 ins
general output: 1099 watts / 3750 btu
chrome output: 742 watts / 2532 btu

*pipe centres: 558 mm
+VAT
white (RAL 9016): **£363** £435.60
colours: **£454** £544.80
chrome: **£817** £980.40

supplementary heater (500 watts):
DE-PACK-500: **£125** £150.00

It's all in the detail...

- prices inclusive of VAT are shown in green
- prices surrounded by a white box indicate stock items / colours: please allow 4 – 6 weeks
- projection from wall to front face: 102 mm
- CTE fuel saving supplementary electric element with 5 water-temperature settings between 30°C and 60°C available in white or chrome - see page 145

Have you considered...




For pipes from wall we recommend **valve set 11** see page 141.

Please note a 4% surcharge will be applied to all prices displayed, on orders placed

From 1st April 2021



For pipes from floor we recommend **valve set 36** see page 141.



Supplementary Heater Connection

Electric DE-PACK thermostat supplied in white and chrome to match rail. (Colour rails supplied with chrome thermostat).

*pipe centres may be affected.

Straight fronted (Electric)



SFTE-80-50/F Electric

height: 796 mm / 32 ins
length: 496 mm / 20 ins
general output: 400 watts
chrome output: 200 watts


		+VAT
white (RAL 9016):	£349	£418.80
colours:	£436	£523.20
chrome:	£785	£942.00



SFTE-80-60/F Electric

height: 796 mm / 32 ins
length: 596 mm / 24 ins
general output: 500 watts
chrome output: 200 watts

		+VAT
white (RAL 9016):	£364	£436.80
colours:	£455	£546.00
chrome:	£819	£982.80



SFTE-120-50/F Electric

height: 1196 mm / 48 ins
length: 496 mm / 20 ins
general output: 600 watts
chrome output: 400 watts

		+VAT
white (RAL 9016):	£388	£465.60
colours:	£485	£582.00
chrome:	£873	£1047.60



SFTE-120-60/F Electric

height: 1196 mm / 48 ins
length: 596 mm / 24 ins
general output: 600 watts
chrome output: 400 watts

		+VAT
white (RAL 9016):	£408	£489.60
colours:	£510	£612.00
chrome:	£918	£1101.60



SFTE-185-50/F Electric

height: 1876 mm / 74 ins
length: 496 mm / 20 ins
general output: 600 watts
chrome output: 600 watts

		+VAT
white (RAL 9016):	£488	£585.60
colours:	£610	£732.00
chrome:	£1098	£1317.60



SFTE-185-60/F Electric


height: 1876 mm / 74 ins
length: 596 mm / 24 ins
general output: 600 watts
chrome output: 600 watts

		+VAT
white (RAL 9016):	£498	£597.60
colours:	£623	£747.60
chrome:	£1121	£1345.20

It's all in the detail...

- prices inclusive of VAT are shown in green
- all finishes: please allow 4 – 6 weeks
- projection from wall to front face: 102 mm

Have you considered...




Electric models supplied as standard with non-adjustable thermostat in white or chrome finish to match rail. (Colour rails supplied with chrome thermostat).




Cable Cover SHEC
(optional extra): £56 £67.20 inc VAT

This neat chrome cover hides the cable attached to the heater.



Please note a 4% surcharge will be applied to all prices displayed, on orders placed

From 1st April 2021



Svelte

The prima ballerina of towel radiators – slender, graceful and versatile. Made from aluminium, it has a fast response time which can be particularly useful in bathrooms and kitchens where large temperature fluctuations are common.



aluminium



SVA-151-30

height: 1510 mm / 60 ins

length: 300 mm / 12 ins

output: 361 watts / 1232 btu

pipe centres: 40 mm

white (RAL 9016): £659 +VAT
£790.80

volcanic: £659 £790.80

champagne: £659 £790.80

aluminium: £824 £988.80

nickel look: £824 £988.80

marron: £824 £988.80

white sable: £824 £988.80



SVA-189-30

height: 1890 mm / 75 ins

length: 300 mm / 12 ins

output: 430 watts / 1467 btu

pipe centres: 40 mm

white (RAL 9016): £689 +VAT
£826.80

volcanic: £689 £826.80

champagne: £689 £826.80

aluminium: £861 £1033.20

nickel look: £861 £1033.20

marron: £861 £1033.20

white sable: £861 £1033.20



Other finishes are available for this product via our colour matching service - see page 158.

It's all in the detail...

- prices inclusive of VAT are shown in green
- please confirm if your pipework is from the floor or wall when ordering
- prices in a white box indicate stock items / aluminium, nickel, marron and white sable: please allow 6 weeks
- other finishes are available for this product via our colour matching service see page 146
- projection from wall to front face: 68 - 82 mm (rail adds 49 mm)

Have you considered...



A set of compact, manual valves are included with the radiator. When ordering, please specify if pipe connections are to the wall or the floor.



Thermostatic Control (optional upgrade)
chrome: £25 £30.00

For improved energy efficiency, upgrade to a thermostatic head.



Please note a 4% surcharge will be applied to all prices displayed, on orders placed

From 1st April 2021





Arteplano

This radiator puts its best face forward, as the heating tubes are concealed behind a beautiful metal front plate. Choose a colour to pop or blend, or take home a true original in brass or copper – each model is individually etched so every radiator is unique.



All models of the Arteplano are available to order in brushed bronze, brushed black and mirror



**HJ-180-30**

height: 1813 mm / 72 ins

length: 305 mm / 12 ins

output: 520 watts / 1774 btu

pipe centres: 251 mm

		+VAT
white (RAL 9010):	£568	£681.60
anodised aluminium:	£824	£988.80
etched brass:	£1448	£1737.60
etched copper:	£1448	£1737.60
mirror:	£1079	£1294.80
brushed bronze:	£824	£988.80
brushed black:	£824	£988.80
colours:	£710	£852.00

optional towel rail: 468002 **£98** £117.60**HJ-180-45**

height: 1813 mm / 72 ins

length: 453 mm / 18 ins

output: 780 watts / 2661 btu

pipe centres: 399 mm

		+VAT
white (RAL 9010):	£784	£940.80
anodised aluminium:	£1137	£1364.40
etched brass:	£1999	£2398.80
etched copper:	£1999	£2398.80
mirror:	£1490	£1788.00
brushed bronze:	£1137	£1364.40
brushed black:	£1137	£1364.40
colours:	£980	£1176.00

optional towel rail: 468012 **£108** £129.60**HJ-180-60**

height: 1813 mm / 72 ins

length: 601 mm / 24 ins

output: 1040 watts / 3548 btu

pipe centres: 547 mm

		+VAT
white (RAL 9010):	£1000	£1200.00
anodised aluminium:	£1450	£1740.00
etched brass:	£2550	£3060.00
etched copper:	£2550	£3060.00
mirror:	£1900	£2280.00
brushed bronze:	£1450	£1740.00
brushed black:	£1450	£1740.00
colours:	£1250	£1500.00


optional towel rail: 468022 **£117** £140.40*It's all in the detail...*

- prices inclusive of VAT are shown in pink
- prices surrounded by a white box indicate stock items / white (RAL 9010), anodised aluminium, etched brass and colours: please allow 4 – 5 weeks
- the mirror finish has a 9% reduction in output
- projection from wall to front face: 74 mm - 79 mm

Have you considered...

Optional stainless steel towel rail available with vertical models.

bespoke sizes available




VJ-56-100

height: 601 mm / 24 ins
length: 1013 mm / 40 ins
output: 591 watts / 2016 btu

pipe centres: length plus valves

		+VAT
white (RAL 9010):	£720	£864.00
anodised aluminium:	£1044	£1252.80
etched brass:	£1836	£2203.20
etched copper:	£1836	£2203.20
mirror:	£1368	£1641.60
brushed bronze:	£1044	£1252.80
brushed black:	£1044	£1252.80
colours:	£900	£1080.00



VJ-56-120

height: 601 mm / 24 ins
length: 1213 mm / 48 ins
output: 709 watts / 2419 btu

pipe centres: length plus valves

		+VAT
white (RAL 9010):	£788	£945.60
anodised aluminium:	£1143	£1371.60
etched brass:	£2009	£2410.80
etched copper:	£2009	£2410.80
mirror:	£1497	£1796.40
brushed bronze:	£1143	£1371.60
brushed black:	£1143	£1371.60
colours:	£985	£1182.00



VJ-56-140

height: 601 mm / 24 ins
length: 1413 mm / 56 ins
output: 827 watts / 2822 btu

pipe centres: length plus valves

		+VAT
white (RAL 9010):	£857	£1028.40
anodised aluminium:	£1242	£1490.40
etched brass:	£2185	£2622.00
etched copper:	£2185	£2622.00
mirror:	£1628	£1953.60
brushed bronze:	£1242	£1490.40
brushed black:	£1242	£1490.40
colours:	£1071	£1285.20



It's all in the detail...

- prices inclusive of VAT are shown in pink
- prices surrounded by a white box indicate stock items / white (RAL 9010), anodised aluminium, etched brass, etched copper and colours: please allow 4 – 5 weeks
- the mirror finish has a 9% reduction in output
- projection from wall to front face: 74 mm - 79 mm

Have you considered...



For pipes from wall we recommend **valve set 11** for vertical models. It is available in a complementary brass or copper finish, see page 141.

Have you considered...



For pipes from wall we recommend **valve set 10** for horizontal models. It is available in a complementary brass or copper finish, see page 141.

As each radiator is individually etched, the surface pattern and tones can vary greatly from one model to another.

Please note a 4% surcharge will be applied to all prices displayed, on orders placed

From 1st April 2021







Blok

A sophisticated radiator which combines stylish Italian design with energy efficient technology. The Blok's neat columns, complemented by elegant chrome caps, make it an ideal companion for contemporary interiors. Made from aluminium it uses less energy to heat up and is fast to respond to changes in room temperature.

Blok

Champagne

Marron

The Blok is available to order in four elegant finishes: champagne, marron, nickel and white sable

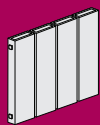
Nickel

White sable

General Purpose Radiators

Other finishes are available for this product via our colour matching service - see page 146.

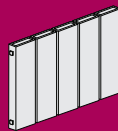


**BLA-60-66**

height: 590 mm / 24 ins
length: 655 mm / 26 ins
output: 593 watts / 2023 btu

pipe centres: length plus valves

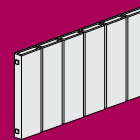
		+VAT
white (RAL 9010):	£567	£680.40
volcanic:	£567	£680.40
aluminium:	£709	£850.80
champagne:	£709	£850.80
nickel look:	£709	£850.80
marron:	£709	£850.80
white sable:	£709	£850.80

**BLA-60-82**

height: 590 mm / 24 ins
length: 819 mm / 33 ins
output: 741 watts / 2528 btu

pipe centres: length plus valves

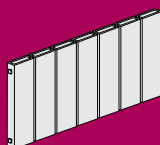
		+VAT
white (RAL 9010):	£708	£849.60
volcanic:	£708	£849.60
aluminium:	£885	£1062.00
champagne:	£885	£1062.00
nickel look:	£885	£1062.00
marron:	£885	£1062.00
white sable:	£885	£1062.00

**BLA-60-99**

height: 590 mm / 24 ins
length: 984 mm / 39 ins
output: 890 watts / 3037 btu

pipe centres: length plus valves

		+VAT
white (RAL 9010):	£797	£956.40
volcanic:	£797	£956.40
aluminium:	£996	£1195.20
champagne:	£996	£1195.20
nickel look:	£996	£1195.20
marron:	£996	£1195.20
white sable:	£996	£1195.20

**BLA-60-115**

height: 590 mm / 24 ins
length: 1148 mm / 46 ins
output: 1038 watts / 3542 btu

pipe centres: length plus valves

		+VAT
white (RAL 9010):	£916	£1099.20
volcanic:	£916	£1099.20
aluminium:	£1145	£1374.00
champagne:	£1145	£1374.00
nickel look:	£1145	£1374.00
marron:	£1145	£1374.00
white sable:	£1145	£1374.00



Please note a 4% surcharge will be applied to all prices displayed, on orders placed

From 1st April 2021

*It's all in the detail...*

- prices inclusive of VAT are shown in pink
- prices surrounded by a white box indicate stock items / aluminium, champagne, nickel, marron and white sable: please allow 4 – 6 weeks
- other finishes are available for this product via our colour matching service see page 146
- projection from wall to front face: 80 mm
- all models have side connections

Have you considered...

For pipes from floor we recommend **valve set 37** see page 141.

aluminium



BLA-160-33

height: 1590 mm / 63 ins

length: 327 mm / 13 ins

output: 675 watts / 2303 btu

pipe centres: length plus valves

+VAT

white (RAL 9010): **£485** £582.00

volcanic: **£485** £582.00

aluminium: £606 £727.20

champagne: £606 £727.20

nickel look: £606 £727.20

marron: £606 £727.20

white sable: £606 £727.20



BLA-160-50

height: 1590 mm / 63 ins

length: 491 mm / 20 ins

output: 1012 watts / 3453 btu

pipe centres: length plus valves

+VAT

white (RAL 9010): **£668** £801.60

volcanic: **£668** £801.60

aluminium: £835 £1002.00

champagne: £835 £1002.00

nickel look: £835 £1002.00

marron: £835 £1002.00

white sable: £835 £1002.00



BLA-190-33

height: 1890 mm / 75 ins

length: 327 mm / 13 ins

output: 789 watts / 2692 btu

pipe centres: length plus valves

+VAT

white (RAL 9010): **£533** £639.60

volcanic: **£533** £639.60

aluminium: £666 £799.20

champagne: £666 £799.20

nickel look: £666 £799.20

marron: £666 £799.20

white sable: £666 £799.20



BLA-190-50

height: 1890 mm / 75 ins

length: 491 mm / 20 ins

output: 1184 watts / 4040 btu

pipe centres: length plus valves

+VAT

white (RAL 9010): **£721** £865.20

volcanic: **£721** £865.20

aluminium: £901 £1081.20

champagne: £901 £1081.20

nickel look: £901 £1081.20

marron: £901 £1081.20

white sable: £901 £1081.20



BLA-190-66

height: 1890 mm / 75 ins

length: 655 mm / 26 ins

output: 1578 watts / 5384 btu

pipe centres: length plus valves

+VAT

white (RAL 9010): **£932** £1118.40

volcanic: **£932** £1118.40

aluminium: £1165 £1398.00

champagne: £1165 £1398.00

nickel look: £1165 £1398.00

marron: £1165 £1398.00

white sable: £1165 £1398.00

It's all in the detail...

- prices inclusive of VAT are shown in pink
- prices surrounded by a white box indicate stock items / aluminium, champagne, nickel, marron and white sable: please allow 4 – 6 weeks
- projection from wall to front face: 80 mm
- all models have side connections

Have you considered...



For pipes from wall we recommend **valve set 10** see page 141.



Please note a 4% surcharge will be applied to all prices displayed, on orders placed

From 1st April 2021





Classic

Timeless and versatile, this radiator is a sleek update of an old school favourite. Whether modern or traditional, tall or short, subtle or bold, our Classic looks great in every installation.

Classic

We stock a significant range of sizes and finishes of this versatile radiator but there are many additional made-to-order options available, from fabulous colours to bespoke curved and angled models for bay windows. Made to measure orders for curved or angled radiators require a technical drawing to be approved and signed by the customer. Please allow at least 8 weeks for delivery from receipt of written confirmation of technical drawings or template.

Further details can be found on our website or by contacting our customer services team.



With over 2000 bespoke sizes and a unique colour matching service (see p146) we can help you find the perfect fit for your home.

New rose copper finish (see page 147).
See the Bisque website for our rose copper prices.



Bisque's unique rustique finish
available exclusively on the Classic radiator

**2W-75-37**

height: 742 mm / 30 ins
length: 394 mm / 16 ins
depth: 62 mm / 3 ins
output: 440 watts / 1501 btu

pipe centres: 326 mm
white (RAL 9010): £322 £386.40
anthracite finish: £382 £458.40
*bare metal: £382 £458.40
colours: £382 £458.40

**2W-75-46**


height: 742 mm / 30 ins
length: 486 mm / 20 ins
depth: 62 mm / 3 ins
output: 550 watts / 1877 btu

pipe centres: 418 mm
white (RAL 9010): £382 £458.40
anthracite finish: £457 £548.40
*bare metal: £457 £548.40
colours: £457 £548.40

**2W-75-55**

height: 742 mm / 30 ins
length: 578 mm / 23 ins
depth: 62 mm / 3 ins
output: 660 watts / 2252 btu


pipe centres: 510 mm
white (RAL 9010): £442 £530.40
anthracite finish: £532 £638.40
*bare metal: £526 £638.40
colours: £526 £638.40

**2W-75-64**

height: 742 mm / 30 ins
length: 670 mm / 27 ins
depth: 62 mm / 3 ins
output: 770 watts / 2627 btu

pipe centres: 602 mm
white (RAL 9010): £501 £601.20
anthracite finish: £606 £727.20
*bare metal: £606 £727.20
colours: £606 £727.20

Anthracite finish



Please note a 4% surcharge will be applied to all prices displayed, on orders placed

From 1st April 2021

It's all in the detail...

- * the lacquered bare metal finish will vary, see page 148
- prices inclusive of VAT are shown in pink
- prices surrounded by a white box indicate stock items / colours: please allow 4 – 6 weeks
- wall mounted 2W models have underside connections
- projection from wall to front face: 90 mm

bespoke sizes available



2W-180-28

height: 1792 mm / 71 ins
length: 302 mm / 12 ins
depth: 62 mm / 3 ins
output: 744 watts / 2539 btu

pipe centres: 234 mm

+VAT
white (RAL 9010): **£454** £544.80
anthracite finish: **£547** £656.40
*bare metal: **£547** £656.40
colours: **£547** £656.40




2W-180-37

height: 1792 mm / 71 ins
length: 394 mm / 16 ins
depth: 62 mm / 3 ins
output: 992 watts / 3385 btu

pipe centres: 326 mm

+VAT
white (RAL 9010): **£578** £693.60
anthracite finish: **£702** £842.40
*bare metal: **£702** £842.40
colours: **£702** £842.40




2W-180-46

height: 1792 mm / 71 ins
length: 486 mm / 20 ins
depth: 62 mm / 3 ins
output: 1240 watts / 4231 btu

pipe centres: 418 mm

+VAT
white (RAL 9010): **£702** £842.40
anthracite finish: **£857** £1028.40
*bare metal: **£857** £1028.40
colours: **£857** £1028.40



2W-180-55

height: 1792 mm / 71 ins
length: 578 mm / 23 ins
depth: 62 mm / 3 ins
output: 1488 watts / 5077 btu

pipe centres: 510 mm

+VAT
white (RAL 9010): **£825** £990.00
anthracite finish: **£1011** £1213.20
*bare metal: **£1011** £1213.20
colours: **£1011** £1213.20

It's all in the detail...

- * the lacquered bare metal finish will vary, see page 148
- prices inclusive of VAT are shown in pink
- prices surrounded by a white box indicate stock items / colours: please allow 4 – 6 weeks
- wall mounted 2W models have underside connections
- projection from wall to front face: 90 mm

Have you considered...



For pipes from wall we recommend **valve set 11** see page 141.

Have you considered...



For pipes from floor
we recommend
valve set 36
see page 141.



These rectangular rails can be used as an alternative to the standard
Classic towel rail. They are designed to be cut to length before installation



Please note a 4%
surcharge will be
applied to all prices
displayed, on orders
placed

From 1st April 2021

bespoke sizes available



4F-30-46

height: 375 mm / 15 ins
length: 486 mm / 20 ins
depth: 136 mm / 6 ins
output: 419 watts / 1430 btu

pipe centres: length plus valves

white (RAL 9010):	£441	+VAT £529.20
anthracite finish:	£551	£661.20
*bare metal:	£551	£661.20
colours:	£551	£661.20




4F-30-74

height: 375 mm / 15 ins
length: 762 mm / 30 ins
depth: 136 mm / 6 ins
output: 670 watts / 2286 btu

pipe centres: length plus valves

white (RAL 9010):	£634	+VAT £760.80
anthracite finish:	£793	£951.60
*bare metal:	£793	£951.60
colours:	£793	£951.60




4F-30-92

height: 375 mm / 15 ins
length: 946 mm / 38 ins
depth: 136 mm / 6 ins
output: 838 watts / 2859 btu

pipe centres: length plus valves

white (RAL 9010):	£762	+VAT £914.40
anthracite finish:	£953	£1143.60
*bare metal:	£953	£1143.60
colours:	£953	£1143.60




4F-30-110

height: 375 mm / 15 ins
length: 1130 mm / 45 ins
depth: 136 mm / 6 ins
output: 1006 watts / 3432 btu

pipe centres: length plus valves

white (RAL 9010):	£891	+VAT £1069.20
anthracite finish:	£1114	£1336.80
*bare metal:	£1114	£1336.80
colours:	£1114	£1336.80




4F-40-69

height: 475 mm / 19 ins
length: 716 mm / 29 ins
depth: 136 mm / 6 ins
output: 824 watts / 2811 btu

pipe centres: length plus valves

white (RAL 9010):	£638	+VAT £765.60
anthracite finish:	£798	£957.60
*bare metal:	£798	£957.60
colours:	£798	£957.60




4F-40-92

height: 475 mm / 19 ins
length: 946 mm / 38 ins
depth: 136 mm / 6 ins
output: 1098 watts / 3746 btu

pipe centres: length plus valves

white (RAL 9010):	£810	+VAT £972.00
anthracite finish:	£1013	£1215.60
*bare metal:	£1013	£1215.60
colours:	£1013	£1215.60




4F-40-110

height: 475 mm / 19 ins
length: 1130 mm / 45 ins
depth: 136 mm / 6 ins
output: 1318 watts / 4497 btu

pipe centres: length plus valves

white (RAL 9010):	£949	+VAT £1138.80
anthracite finish:	£1186	£1423.20
*bare metal:	£1186	£1423.20
colours:	£1186	£1423.20



4F-40-138

height: 475 mm / 19 ins
length: 1406 mm / 56 ins
depth: 136 mm / 6 ins
output: 1647 watts / 5620 btu

pipe centres: length plus valves

white (RAL 9010):	£1156	+VAT £1387.20
anthracite finish:	£1445	£1734.00
*bare metal:	£1445	£1734.00
colours:	£1445	£1734.00

It's all in the detail...

- * the lacquered bare metal finish will vary, see page 148
- prices inclusive of VAT are shown in pink
- floor mounted models have side connections
- prices surrounded by a white box indicate stock items / colours: please allow 4 – 6 weeks



4F-50-55

height: 575 mm / 23 ins
length: 578 mm / 23 ins
depth: 136 mm / 6 ins
output: 811 watts / 2767 btu

pipe centres: length plus valves

		+VAT
white (RAL 9010):	£558	£669.60
anthracite finish:	£698	£837.60
*bare metal:	£698	£837.60
colours:	£698	£837.60




4F-50-64

height: 575 mm / 23 ins
length: 670 mm / 27 ins
depth: 136 mm / 6 ins
output: 946 watts / 3228 btu

pipe centres: length plus valves

		+VAT
white (RAL 9010):	£631	£757.20
anthracite finish:	£789	£946.80
*bare metal:	£789	£946.80
colours:	£789	£946.80




4F-50-74

height: 575 mm / 23 ins
length: 762 mm / 30 ins
depth: 136 mm / 6 ins
output: 1082 watts / 3692 btu

pipe centres: length plus valves

		+VAT
white (RAL 9010):	£704	£844.80
anthracite finish:	£880	£1056.00
*bare metal:	£880	£1056.00
colours:	£880	£1056.00




4F-50-92

height: 575 mm / 23 ins
length: 946 mm / 38 ins
depth: 136 mm / 6 ins
output: 1352 watts / 4613 btu

pipe centres: length plus valves

		+VAT
white (RAL 9010):	£850	£1020.00
anthracite finish:	£1063	£1275.60
*bare metal:	£1063	£1275.60
colours:	£1063	£1275.60



Please note a 4% surcharge will be applied to all prices displayed, on orders placed

From 1st April 2021

Have you considered...




For pipes from floor we recommend **valve set 37** see page 141.



For pipes from wall we recommend **valve set 10** see page 141.


bespoke sizes available



4F-50-110

height: 575 mm / 23 ins
length: 1130 mm / 45 ins
depth: 136 mm / 6 ins
output: 1622 watts / 5534 btu
pipe centres: length plus valves

white (RAL 9010):	£996	+VAT	£1195.20
anthracite finish:	£1245		£1494.00
*bare metal:	£1245		£1494.00
colours:	£1245		£1494.00



4F-50-129

height: 575 mm / 23 ins
length: 1314 mm / 52 ins
depth: 136 mm / 6 ins
output: 1893 watts / 6459 btu
pipe centres: length plus valves

white (RAL 9010):	£1142	+VAT	£1370.40
anthracite finish:	£1428		£1713.60
*bare metal:	£1428		£1713.60
colours:	£1428		£1713.60



4F-60-46

height: 675 mm / 27 ins
length: 486 mm / 20 ins
depth: 136 mm / 6 ins
output: 798 watts / 2723 btu
pipe centres: length plus valves

white (RAL 9010):	£512	+VAT	£614.40
anthracite finish:	£640		£768.00
*bare metal:	£640		£768.00
colours:	£640		£768.00



4F-60-64

height: 675 mm / 27 ins
length: 670 mm / 27 ins
depth: 136 mm / 6 ins
output: 1117 watts / 3811 btu
pipe centres: length plus valves


white (RAL 9010):	£670	+VAT	£804.00
anthracite finish:	£838		£1005.60
*bare metal:	£838		£1005.60
colours:	£838		£1005.60



4F-60-83

height: 675 mm / 27 ins
length: 854 mm / 34 ins
depth: 136 mm / 6 ins
output: 1436 watts / 4900 btu
pipe centres: length plus valves


white (RAL 9010):	£827	+VAT	£992.40
anthracite finish:	£1034		£1240.80
*bare metal:	£1034		£1240.80
colours:	£1034		£1240.80



4F-60-101

height: 675 mm / 27 ins
length: 1038 mm / 41 ins
depth: 136 mm / 6 ins
output: 1756 watts / 5991 btu
pipe centres: length plus valves

white (RAL 9010):	£984	+VAT	£1180.80
anthracite finish:	£1230		£1476.00
*bare metal:	£1230		£1476.00
colours:	£1230		£1476.00



4F-60-120

height: 675 mm / 27 ins
length: 1222 mm / 49 ins
depth: 136 mm / 6 ins
output: 2075 watts / 7080 btu
pipe centres: length plus valves

white (RAL 9010):	£1142	+VAT	£1370.40
anthracite finish:	£1428		£1713.60
*bare metal:	£1428		£1713.60
colours:	£1428		£1713.60

It's all in the detail...

- * the lacquered bare metal finish will vary, see page 148
- prices inclusive of VAT are shown in pink
- floor mounted models have side connections
- prices surrounded by a white box indicate stock items / volcanic and colours: please allow 4 – 6 weeks

Have you considered...



For pipes from floor
we recommend
valve set 37
see page 141.



For pipes from wall
we recommend
valve set 10
see page 141.



Please note a 4%
surcharge will be
applied to all prices
displayed, on orders
placed

From 1st April 2021

bespoke sizes available



4F-75-55

height: 825 mm / 33 ins
length: 578 mm / 23 ins
depth: 136 mm / 6 ins
output: 1169 watts / 3989 btu

pipe centres: length plus valves

white (RAL 9010):	£664	+VAT £796.80
anthracite finish:	£830	£996.00
*bare metal:	£830	£996.00
colours:	£830	£996.00




4F-75-64

height: 825 mm / 33 ins
length: 670 mm / 27 ins
depth: 136 mm / 6 ins
output: 1364 watts / 4654 btu

pipe centres: length plus valves

white (RAL 9010):	£754	+VAT £904.80
anthracite finish:	£943	£1131.60
*bare metal:	£943	£1131.60
colours:	£943	£1131.60




4F-75-74

height: 825 mm / 33 ins
length: 762 mm / 30 ins
depth: 136 mm / 6 ins
output: 1558 watts / 5316 btu

pipe centres: length plus valves

white (RAL 9010):	£845	+VAT £1014.00
anthracite finish:	£1056	£1267.20
*bare metal:	£1056	£1267.20
colours:	£1056	£1267.20



6F-40-138

height: 475 mm / 19 ins
length: 1406 mm / 56 ins
depth: 210 mm / 9 ins
output: 2415 watts / 8240 btu

pipe centres: length plus valves

white (RAL 9010):	£1531	+VAT £1837.20
anthracite finish:	£1914	£2296.80
*bare metal:	£1914	£2296.80
colours:	£1914	£2296.80

It's all in the detail...

- * the lacquered bare metal finish will vary, see page 148
- prices inclusive of VAT are shown in pink
- floor mounted models have side connections
- prices surrounded by a white box indicate stock items / colours: please allow 4 – 6 weeks



Have you considered...



For pipes from floor
we recommend
valve set 37
see page 141.



For pipes from wall
we recommend
valve set 10
see page 141.



Please note a 4%
surcharge will be
applied to all prices
displayed, on orders
placed

From 1st April 2021


Classic (Electric)



4FE-40-55/GF Electric

height: 475 mm / 19 ins
length: 594 mm / 24 ins
depth: 136 mm / 6 ins
output: 750 watts


		+VAT
white (RAL 9010):	£780	£936.00
anthracite finish:	£897	£1076.40
*bare metal:	£975	£1170.00
colours:	£975	£1170.00



4FE-40-74/GF Electric

height: 475 mm / 19 ins
length: 778 mm / 31 ins
depth: 136 mm / 6 ins
output: 1000 watts


		+VAT
white (RAL 9010):	£949	£1138.80
anthracite finish:	£1091	£1309.20
*bare metal:	£1186	£1423.20
colours:	£1186	£1423.20



4FE-40-92/GF Electric

height: 475 mm / 19 ins
length: 962 mm / 38 ins
depth: 136 mm / 6 ins
output: 1250 watts

		+VAT
white (RAL 9010):	£1118	£1341.60
anthracite finish:	£1286	£1543.20
*bare metal:	£1398	£1677.60
colours:	£1398	£1677.60



4FE-40-106/GF Electric

height: 475 mm / 19 ins
length: 1000 mm / 40 ins
depth: 136 mm / 6 ins
output: 1500 watts


		+VAT
white (RAL 9010):	£1246	£1495.20
anthracite finish:	£1433	£1719.60
*bare metal:	£1558	£1896.60
colours:	£1558	£1896.60



4FE-50-46/GF Electric

height: 575 mm / 23 ins
length: 502 mm / 20 ins
depth: 136 mm / 6 ins
output: 750 watts

		+VAT
white (RAL 9010):	£718	£861.60
anthracite finish:	£826	£991.20
*bare metal:	£898	£1077.60
colours:	£898	£1077.60



4FE-50-64/GF Electric

height: 575 mm / 23 ins
length: 686 mm / 28 ins
depth: 136 mm / 6 ins
output: 1000 watts

		+VAT
white (RAL 9010):	£897	£1076.40
anthracite finish:	£1032	£1238.40
*bare metal:	£1121	£1345.20
colours:	£1121	£1345.20

It's all in the detail...

- * the lacquered bare metal finish will vary, see page 148
- prices inclusive of VAT are shown in pink
- all finishes: please allow 4 – 6 weeks
- compliant with new 2018 Eco Design requirements

Have you considered...



The radiator is operated by a wireless, digital remote controller (wall mountable) with easy-to-use programs.

The controller communicates with a receiver discretely mounted on the back of the Classic and colour matched to the radiator.


Further details can be found on our website.



Please note a 4% surcharge will be applied to all prices displayed, on orders placed

From 1st April 2021


Classic (Electric)



4FE-50-74/GF Electric

height: 575 mm / 23 ins
length: 778 mm / 31 ins
depth: 136 mm / 6 ins
output: 1250 watts

		+VAT
white (RAL 9010):	£986	£1183.20
anthracite finish:	£1134	£1360.80
*bare metal:	£1233	£1479.60
colours:	£1233	£1479.60



4FE-50-87/GF Electric

height: 575 mm / 23 ins
length: 916 mm / 37 ins
depth: 136 mm / 6 ins
output: 1500 watts

		+VAT
white (RAL 9010):	£1120	£1344.00
anthracite finish:	£1288	£1545.60
*bare metal:	£1400	£1680.00
colours:	£1400	£1680.00



4FE-60-41/GF Electric

height: 675 mm / 27 ins
length: 456 mm / 18 ins
depth: 136 mm / 6 ins
output: 750 watts


		+VAT
white (RAL 9010):	£701	£841.20
anthracite finish:	£806	£967.20
*bare metal:	£876	£1051.20
colours:	£876	£1051.20



4FE-60-55/GF Electric

height: 675 mm / 27 ins
length: 594 mm / 24 ins
depth: 136 mm / 6 ins
output: 1000 watts


		+VAT
white (RAL 9010):	£843	£1011.60
anthracite finish:	£969	£1162.80
*bare metal:	£1054	£1264.80
colours:	£1054	£1264.80



4FE-60-74/GF Electric

height: 675 mm / 27 ins
length: 778 mm / 31 ins
depth: 136 mm / 6 ins
output: 1250 watts

		+VAT
white (RAL 9010):	£1033	£1239.60
anthracite finish:	£1188	£1425.60
*bare metal:	£1291	£1549.20
colours:	£1291	£1549.20




4FE-60-87/GF Electric

height: 675 mm / 27 ins
length: 916 mm / 37 ins
depth: 136 mm / 6 ins
output: 1500 watts

		+VAT
white (RAL 9010):	£1177	£1412.40
anthracite finish:	£1354	£1624.80
*bare metal:	£1471	£1765.20
colours:	£1471	£1765.20

It's all in the detail...

- * the lacquered bare metal finish will vary, see page 148
- prices inclusive of VAT are shown in pink
- all finishes: please allow 4 – 6 weeks
- compliant with new 2018 Eco Design requirements



4FE-60-110/GF Electric

height: 675 mm / 27 ins
length: 1146 mm / 46 ins
depth: 136 mm / 6 ins

output: 2000 watts

+VAT

white (RAL 9010): £1412 £1694.40


anthracite finish: £1624 £1948.80

*bare metal: £1765 £2118.00

colours: £1765 £2118.00

Please note a 4% surcharge will be applied to all prices displayed, on orders placed

From 1st April 2021



Have you considered...



The radiator is operated by a wireless, digital remote controller (wall mountable) with easy-to-use programs. The controller communicates with a receiver discretely mounted on the back of the Classic and colour matched to the radiator. Further details can be found on our website.



Decorative panel

Outrageously daring or discreetly subtle, the Decorative panel's glossy good looks provide a practical heating solution for every room in the house.



Decorative panel

bespoke sizes available



DH-50-60


height: 507 mm / 20 ins

length: 600 mm / 24 ins

output: **534 watts / 1822 btu**

pipe centres: length plus valves

white (RAL 9010): **£501** ^{+VAT} £601.20
colours: £626 £751.20



DH-50-80


height: 507 mm / 20 ins

length: 800 mm / 32 ins

output: **712 watts / 2429 btu**

pipe centres: length plus valves

white (RAL 9010): **£565** ^{+VAT} £678.00
colours: £706 £847.20



DH-50-100


height: 507 mm / 20 ins

length: 1000 mm / 40 ins

output: **889 watts / 3033 btu**

pipe centres: length plus valves

white (RAL 9010): **£629** ^{+VAT} £754.80
colours: £786 £943.20



DH-50-120


height: 507 mm / 20 ins

length: 1200 mm / 48 ins

output: **1067 watts / 3641 btu**

pipe centres: length plus valves

white (RAL 9010): **£693** ^{+VAT} £831.60
colours: £866 £1039.20



DH-50-150

height: 507 mm / 20 ins

length: 1500 mm / 60 ins

output: **1335 watts / 4555 btu**

pipe centres: length plus valves

white (RAL 9010): **£788** ^{+VAT} £945.60
colours: £985 £1182.00



DH-57-60


height: 578 mm / 23 ins

length: 600 mm / 24 ins

output: **614 watts / 2095 btu**

pipe centres: length plus valves

white (RAL 9010): **£538** ^{+VAT} £645.60
colours: £673 £807.60



DH-57-80

height: 578 mm / 23 ins

length: 800 mm / 32 ins


output: **794 watts / 2709 btu**

pipe centres: length plus valves

white (RAL 9010): **£608** ^{+VAT} £729.60
colours: £760 £912.00

It's all in the detail...


- prices inclusive of VAT are shown in pink
- prices surrounded by a white box indicate stock items / colours: please allow 4 – 6 weeks
- projection from wall to front face: 89 mm



DH-57-100

height: 578 mm / 23 ins
length: 1000 mm / 40 ins
output: 1024 watts / 3494 btu
pipe centres: length plus valves


white (RAL 9010): **£678** +VAT £813.60
colours: £848 £1017.60



DH-57-120

height: 578 mm / 23 ins
length: 1200 mm / 48 ins
output: 1192 watts / 4067 btu
pipe centres: length plus valves

white (RAL 9010): **£748** +VAT £897.60
colours: £935 £1122.00



DH-57-150

height: 578 mm / 23 ins
length: 1500 mm / 60 ins
output: 1490 watts / 5084 btu
pipe centres: length plus valves

white (RAL 9010): **£853** +VAT £1023.60
colours: £1066 £1279.20



Please note a 4% surcharge will be applied to all prices displayed, on orders placed

From 1st April 2021



Have you considered...



For pipes from wall
we recommend
valve set 10
see page 141.



For pipes from floor
we recommend
valve set 37
see page 141.

Decorative panel

bespoke sizes available



DVL-80-28

height: 800 mm / 32 ins
length: 283 mm / 12 ins
output: 352 watts / 1201 btu

pipe centres: 243 mm
white (RAL 9010): £469 +VAT £562.80
colours: £586 £703.20



DVL-80-42

height: 800 mm / 32 ins
length: 425 mm / 17 ins
output: 528 watts / 1802 btu

pipe centres: 385 mm
white (RAL 9010): £567 +VAT £680.40
colours: £709 £850.80



DVL-180-28

height: 1800 mm / 71 ins
length: 283 mm / 12 ins
output: 676 watts / 2307 btu

pipe centres: 243 mm
white (RAL 9010): £660 £792.00
colours: £825 £990.00



DVL-180-35

height: 1800 mm / 71 ins
length: 354 mm / 14 ins
output: 845 watts / 2883 btu

pipe centres: 314 mm
white (RAL 9010): £747 +VAT £896.40
colours: £934 £1120.80



DVL-180-42

height: 1800 mm / 71 ins
length: 425 mm / 17 ins
output: 1014 watts / 3460 btu

pipe centres: 385 mm
white (RAL 9010): £834 +VAT £1000.80
colours: £1043 £1251.60



DVL-180-50

height: 1800 mm / 71 ins
length: 496 mm / 20 ins
output: 1183 watts / 4036 btu

pipe centres: 456 mm
white (RAL 9010): £921 +VAT £1105.20
colours: £1151 £1381.20

General Purpose Radiators

It's all in the detail...

- prices inclusive of VAT are shown in pink
- prices surrounded by a white box indicate stock items / colours: please allow 4 – 6 weeks
- projection from wall to front face: 74 mm

Have you considered...



For pipes from wall
we recommend
valve set 11
see page 141.



Please note a 4%
surcharge will be
applied to all prices
displayed, on orders
placed

From 1st April 2021

*A large range of bespoke sizes
are available to order.*



Finn

A contemporary finned radiator with a crisp elegance in a white finish from stock. The low version sits perfectly under windows; the tall Finn can fit into areas that would otherwise be unusable, freeing up valuable wallspace.



Finn

Have you considered...



For horizontal models with pipes from floor we recommend **valve set 37** see page 141.




For vertical models with pipes from wall we recommend **valve set 11** see page 141.

General Purpose Radiators



The Finn is also available in double width option, find out more in our Bespoke brochure or on the Bisque website.



**FN-60-77**


height: 600 mm / 24 ins

length: 775 mm / 31 ins

output: 838 watts / 2859 btu

pipe centres: length plus valves

white (RAL 9010): **£475** ^{+VAT} £570.00
 colours: **£594** £712.80

**FN-60-98**


height: 600 mm / 24 ins

length: 985 mm / 39 ins

output: 1067 watts / 3641 btu

pipe centres: length plus valves

white (RAL 9010): **£573** ^{+VAT} £687.60
 colours: **£716** £859.20

**FN-60-119**


height: 600 mm / 24 ins

length: 1195 mm / 47 ins

output: 1295 watts / 4419 btu

pipe centres: length plus valves

white (RAL 9010): **£670** ^{+VAT} £804.00
 colours: **£838** £1005.60

**FN-60-140**

height: 600 mm / 24 ins

length: 1405 mm / 55 ins

output: 1524 watts / 5200 btu

pipe centres: length plus valves

white (RAL 9010): **£767** ^{+VAT} £920.40
 colours: **£959** £1150.80

**FN-180-28**

height: 1800 mm / 71 ins

length: 285 mm / 11 ins

output: 832 watts / 2839 btu

pipe centres: 210 mm

white (RAL 9010): **£426** ^{+VAT} £511.20
 colours: **£533** £639.60

**FN-180-35**

height: 1800 mm / 71 ins

length: 355 mm / 14 ins

output: 1040 watts / 3548 btu

pipe centres: 280 mm

white (RAL 9010): **£503** ^{+VAT} £603.60
 colours: **£629** £754.80

**FN-180-42**

height: 1800 mm / 71 ins

length: 425 mm / 17 ins

output: 1248 watts / 4258 btu

pipe centres: 350 mm

white (RAL 9010): **£580** ^{+VAT} £696.00
 colours: **£725** £870.00

It's all in the detail...


- prices inclusive of VAT are shown in pink
- prices surrounded by a white box indicate stock items / colours: please allow 4 – 6 weeks
- projection from wall to front face: 130 mm
- element depth: 70 mm

Flow Form

No longer hidden behind grilles, the industrial heating element appears as a beautiful object in its own right. Flow Form's spiral fin, designed for technical efficiency, adds a dramatic twist to modern living.



small diameter




FF-100

height: 130 mm / 6 ins
length: 1000 mm / 40 ins
diameter: 88 mm / 4 ins
output: 246 watts / 839 btu

pipe centres: length plus valves

white (RAL 9010): £336 +VAT £403.20
colours: £420 £504.00




FF-150

height: 130 mm / 6 ins
length: 1500 mm / 60 ins
diameter: 88 mm / 4 ins
output: 361 watts / 1232 btu

pipe centres: length plus valves

white (RAL 9010): £413 +VAT £495.60
colours: £516 £619.20




FF-200

height: 130 mm / 6 ins
length: 2000 mm / 79 ins
diameter: 88 mm / 4 ins
output: 498 watts / 1699 btu

pipe centres: length plus valves

white (RAL 9010): £502 +VAT £602.40
colours: £628 £753.60

large diameter




XFF-100

height: 190 mm / 8 ins
length: 1000 mm / 40 ins
diameter: 133 mm / 6 ins
general output: 370 watts / 1262 btu
chrome output: 346 watts / 1180 btu

pipe centres: length plus valves

white (RAL 9010): £492 +VAT £590.40
colours: £615 £738.00
chrome: £861 £1033.20




XFF-150

height: 190 mm / 8 ins
length: 1500 mm / 40 ins
diameter: 133 mm / 6 ins
general output: 565 watts / 1928 btu
chrome output: 513 watts / 1749 btu

pipe centres: length plus valves

white (RAL 9010): £591 +VAT £709.20
colours: £739 £886.60
chrome: £1034 £1240.80



XFF-200

height: 190 mm / 8 ins
length: 2000 mm / 79 ins
diameter: 133 mm / 6 ins
general output: 797 watts / 2719 btu
chrome output: 706 watts / 2407 btu

pipe centres: length plus valves

white (RAL 9010): £692 +VAT £830.40
colours: £865 £1038.00
chrome: £1211 £1453.20

It's all in the detail...

- prices inclusive of VAT are shown in pink
- prices surrounded by a white box indicate stock items / colours: please allow 5 – 6 weeks
- this radiator may only be installed horizontally on the floor

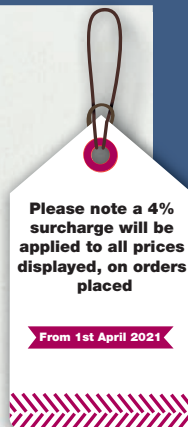
Have you considered...



For pipes from floor
we recommend
valve set 27
see page 138.



For pipes from wall
we recommend
valve set 28
see page 139.







Lissett

With its slim profile and graceful curves the Lissett is a subtly elegant radiator that complements contemporary interiors. Its elliptical sections are topped by chrome caps and its discreet brackets allow for minimal projection from the wall. Made from recycled aluminium, the Lissett uses less energy to heat-up and is fast to respond to changes in room temperature.



The Lissett is available from stock in white (RAL 9010) and volcanic but can be ordered in a range of finishes. Other colours are available via our colour matching service (see page 146)



**LI-60-80**

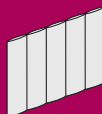
height: 590 mm / 24 ins

length: 804 mm / 32 ins

output: 624 watts / 2128 btu

pipe centres: length plus valves

		+VAT
white (RAL 9010):	£534	£640.80
volcanic:	£534	£640.80
aluminium:	£668	£801.60
champagne:	£668	£801.60
nickel look:	£668	£801.60
marron:	£668	£801.60
white sable:	£668	£801.60

**LI-60-100**

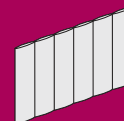
height: 590 mm / 24 ins

length: 1006 mm / 40 ins

output: 780 watts / 2661 btu

pipe centres: length plus valves

		+VAT
white (RAL 9010):	£659	£790.80
volcanic:	£659	£790.80
aluminium:	£824	£988.80
champagne:	£824	£988.80
nickel look:	£824	£988.80
marron:	£824	£988.80
white sable:	£824	£988.80

**LI-60-120**

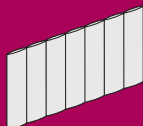
height: 590 mm / 24 ins

length: 1207 mm / 48 ins

output: 936 watts / 3193 btu

pipe centres: length plus valves

		+VAT
white (RAL 9010):	£789	£946.80
volcanic:	£789	£946.80
aluminium:	£986	£1183.20
champagne:	£986	£1183.20
nickel look:	£986	£1183.20
marron:	£986	£1183.20
white sable:	£986	£1183.20

**LI-60-140**

height: 590 mm / 24 ins

length: 1409 mm / 56 ins

output: 1092 watts / 3725 btu

pipe centres: length plus valves

		+VAT
white (RAL 9010):	£924	£1108.80
volcanic:	£924	£1108.80
aluminium:	£1155	£1386.00
champagne:	£1155	£1386.00
nickel look:	£1155	£1386.00
marron:	£1155	£1386.00
white sable:	£1155	£1386.00



Please note a 4% surcharge will be applied to all prices displayed, on orders placed

From 1st April 2021

*It's all in the detail...*

- prices inclusive of VAT are shown in pink
- prices surrounded by a white box indicate stock items /champagne, nickel, marron and white sable: please allow 4 – 6 weeks
- other finishes are available for this product via our colour matching service see page 146
- projection from wall to front face: 69 - 82 mm

Have you considered...

For pipes from floor we recommend **valve set 37** see page 141.



For pipes from wall we recommend **valve set 10** see page 141.

aluminium



LI-190-40

height: 1890 mm / 74 ins

length: 401 mm / 16 ins

output: 853 watts / 2911 btu

pipe centres: 201 mm

+VAT

white (RAL 9010): **£554** £664.80

volcanic: **£554** £664.80

aluminium: £693 £831.60

champagne: £693 £831.60

nickel look: £693 £831.60

marron: £693 £831.60

white sable: £693 £831.60



LI-190-60

height: 1890 mm / 74 ins

length: 603 mm / 24 ins

output: 1289 watts / 4398 btu

pipe centres: 403 mm

+VAT

white (RAL 9010): **£730** £876.00

volcanic: **£730** £876.00

aluminium: £913 £1095.60

champagne: £913 £1095.60

nickel look: £913 £1095.60

marron: £913 £1095.60

white sable: £913 £1095.60

General Purpose Radiators

It's all in the detail...

- prices inclusive of VAT are shown in pink
- prices surrounded by a white box indicate stock items /champagne, nickel, marron and white sable: please allow 4 – 6 weeks
- other finishes are available for this product via our colour matching service see page 146
- projection from wall to front face: 69 - 82 mm



Have you considered...



For pipes from floor we recommend **valve set 36** see page 141.



For pipes from wall we recommend **valve set 11** see page 141.



Please note a 4% surcharge will be applied to all prices displayed, on orders placed


From 1st April 2021



Trubi

Elegant yet simple, the Trubi will complement any interior. The slender, vertical tubes are attentively spaced to give this radiator a light and subtle appearance, which belies its good heat output. Tall models provide a solution for narrow wall spaces whilst the low version fits effortlessly in hallways and under windows.






TRB-60-80

height: 600 mm / 24 ins
length: 792 mm / 31 ins
output: 561 watts / 1914 btu

pipe centres: length plus valves

		+VAT
white (RAL 9010):	£312	£374.40
volcanic:	£390	£468.00
colours:	£390	£468.00




TRB-60-100

height: 600 mm / 24 ins
length: 990 mm / 39 ins
output: 702 watts / 2395 btu

pipe centres: length plus valves

		+VAT
white (RAL 9010):	£344	£412.80
volcanic:	£430	£516.00
colours:	£430	£516.00




TRB-60-120

height: 600 mm / 24 ins
length: 1188 mm / 47 ins
output: 842 watts / 2873 btu

pipe centres: length plus valves

		+VAT
white (RAL 9010):	£377	£452.40
volcanic:	£471	£565.20
colours:	£471	£565.20




TRBD-60-80

height: 600 mm / 24 ins
length: 792 mm / 31 ins
output: 904 watts / 3084 btu

pipe centres: length plus valves

		+VAT
white (RAL 9010):	£545	£654.00
volcanic:	£681	£817.20
colours:	£681	£817.20




TRBD-60-100

height: 600 mm / 24 ins
length: 990 mm / 39 ins
output: 1110 watts / 3787 btu

pipe centres: length plus valves

		+VAT
white (RAL 9010):	£601	£721.20
volcanic:	£751	£901.20
colours:	£751	£901.20



TRBD-60-120

height: 600 mm / 24 ins
length: 1188 mm / 47 ins
output: 1131 watts / 3859 btu

pipe centres: length plus valves

		+VAT
white (RAL 9010):	£658	£789.60
volcanic:	£823	£987.60
colours:	£823	£987.60

It's all in the detail...

- prices inclusive of VAT are shown in pink
- prices surrounded by a white box indicate stock items / other listed finishes: please allow 6 weeks
- projection from wall to front face: single tube 74 mm; double tube 91 mm

Have you considered...



For pipes from wall
we recommend **valve set 10**
see page 141.



For pipes from wall or from
the floor we recommend
valve set 37
see page 141.



Please note a 4%
surcharge will be
applied to all prices
displayed, on orders
placed

From 1st April 2021



TRB-180-30

height: 1800 mm / 71 ins
length: 330 mm / 13 ins
output: 684 watts / 2334 btu
pipe centres: 264 mm

white (RAL 9010): £282 +VAT £338.40
volcanic: £353 £423.60
colours: £353 £423.60



TRB-180-40

height: 1800 mm / 71 ins
length: 396 mm / 16 ins
output: 820 watts / 2798 btu
pipe centres: 330 mm

white (RAL 9010): £347 +VAT £416.40
volcanic: £434 £520.80
colours: £434 £520.80



TRB-180-50

height: 1800 mm / 71 ins
length: 462 mm / 19 ins
output: 957 watts / 3265 btu
pipe centres: 396 mm

white (RAL 9010): £408 +VAT £489.60
volcanic: £510 £612.00
colours: £510 £612.00



TRBD-180-30

height: 1800 mm / 71 ins
length: 330 mm / 13 ins
output: 996 watts / 3398 btu
pipe centres: 264 mm

white (RAL 9010): £494 +VAT £592.80
volcanic: £618 £741.60
colours: £618 £741.60



TRBD-180-40

height: 1800 mm / 71 ins
length: 396 mm / 16 ins
output: 1195 watts / 4077 btu
pipe centres: 330 mm

white (RAL 9010): £603 +VAT £723.60
volcanic: £754 £904.80
colours: £754 £904.80



TRBD-180-50

height: 1800 mm / 71 ins
length: 462 mm / 19 ins
output: 1394 watts / 4756 btu
pipe centres: 396 mm

white (RAL 9010): £714 +VAT £856.80
volcanic: £893 £1071.60
colours: £893 £1071.60

It's all in the detail...

- prices inclusive of VAT are shown in pink
- prices surrounded by a white box indicate stock items / other listed finishes: please allow 6 weeks
- projection from wall to front face: single tube 74 mm; double tube 91 mm

Have you considered...



For pipes from wall
we recommend **valve set 11**
see page 141.



For pipes from floor
we recommend **valve set 36**
see page 141.



Please note a 4%
surcharge will be
applied to all prices
displayed, on orders
placed

From 1st April 2021

Technical data

The mandatory introduction of CE marking for radiators means that all radiators should now be independently tested and their outputs certified by an independently accredited third party in accordance with European standard EN 442. This information (including weight, water content and the testing facility) must be shown in the literature and on the packaging.

Bisque has always been scrupulous in ensuring that all radiators in our portfolio are independently tested before we launch them and the required information has always been available via the technical data sheets on our website. In accordance with the new CE guidelines, we have now also included this information in our brochure and on the radiator packaging. We can also provide Declaration of Performance documents on request.

Customers can therefore be assured that Bisque radiators will perform as published and need have no concerns about under heated rooms due to exaggerated radiator outputs.

Towel rails and radiators

Alban

					Outputs $\Delta T=50K$ are listed on product pages					
Model code	Finish	Overall projection mm	Pipe centres mm		Outputs $\Delta T=30K$		Exponent n.	Weight kg	Water content litres	Immersion rating
			radiator	from wall	Watts	Btus				
ALB-100-50	stainless steel	100-125	50	55-80	135	461	1.25	6.6	5.2	200
ALB-140-50	stainless steel	100-125	50	55-80	171	583	1.3	8.7	7.2	250
ALB-180-50	stainless steel	100-125	50	55-80	221	755	1.24	10.8	9.1	300
Max. working pressure 4 bar		Max. working temperature 90° C		Test lab. reg. no. 480			Test lab. BSRIA			

Archibald

					Outputs $\Delta T=50K$ are listed on product pages					
Model code	Finish	Overall projection mm	Pipe centres mm		Outputs $\Delta T=30K$		Exponent n.	Weight kg	Water content litres	Immersion rating
			radiator	from wall	Watts	Btus				
ARB-120-50	white	104-108	200 minus valves	66-70	180	614	1.22	4.6	2.3	N/A
ARB-120-50	chrome	104-108	200 minus valves	66-70	125	427	1.22	4.6	2.3	N/A
Max. working pressure 12 bar		Max. working temperature 95° C		Test lab. reg. no. 1428			Test lab. WSP			

Balmoral

					Outputs $\Delta T=50K$ are listed on product pages					
Model code	Finish	Overall projection mm	Pipe centres mm		Outputs $\Delta T=30K$		Exponent n.	Weight kg	Water content litres	Immersion rating
			radiator	from wall	Watts	Btus				
BALM	white/chrome	250	578 minus valves	100	355	1211	1.31	24	10	N/A
Max. working pressure 5 bar		Max. working temperature 120° C		Test lab. reg. no. 0480			Test lab. BSRIA			

Blok towel*

Blok towel*					Outputs $\Delta T=50K$ are listed on product pages					
Model code	Finish	Overall projection mm	Pipe centres mm		Outputs $\Delta T=30K$		Exponent n.	Weight kg	Water content litres	Immersion rating
			radiator	from wall	Watts	Btus				
BLA-60-33	paint	118	length + valves	50	156	532	1.27	4.3	0.6	N/A
BLA-130-33	paint	146	length + valves	50	292	996	1.27	8.5	1.1	N/A
BLA-160-33	paint	146	length + valves	50	349	1191	1.28	10.3	1.3	N/A
BLA-190-33	paint	146	length + valves	50	407	1389	1.30	12.1	1.5	N/A
Max. working pressure 8 bar		Max. working temperature 90° C		Test lab. reg. no. 1695			Test lab. M.R.T.			
*To make this a towel radiator please add a relevant size towel rail to the order, see page 14										

Where pipe centres are listed as **length + valves**, please consult the product fitting sheets on our website for the most precise and up-to-date information.

Please note that the maximum operating pressure for our immersion heaters is 4bar.

Buckingham

Outputs $\Delta T=50K$ are listed on product pages

Model code	Finish	Overall projection mm	Pipe centres mm		Outputs $\Delta T=30K$		Exponent n.	Weight kg	Water content litres	Immersion rating
			radiator	from wall	Watts	Btus				
BUCK	chrome	120	425	50	91	310	1.23	8	1.9	N/A

Max. working pressure 5 bar Max. working temperature 120° C Test lab. reg. no. 0480 Test lab. BSRIA

Chime

Outputs $\Delta T=50K$ are listed on product pages

Model code	Finish	Overall projection mm	Pipe centres mm		Outputs $\Delta T=30K$		Exponent n.	Weight kg	Water content litres	Immersion rating
			radiator	from wall	Watts	Btus				
CHM-100-50	paint	121-146	50	55-80	204	696	1.23	7.3	6	200
CHM-140-50	paint	121-146	50	55-80	272	928	1.26	9.6	6.7	250
CHM-180-50	paint	121-146	50	55-80	341	1163	1.24	12	8.2	300
CHM-100-50	stainless steel	121-146	50	55-80	141	480	1.32	7.3	6	200
CHM-140-50	stainless steel	121-146	50	55-80	204	697	1.2	9.6	6.7	250
CHM-180-50	stainless steel	121-146	50	55-80	234	797	1.23	12	8.2	300

Max. working pressure 6 bar Max. working temperature 90° C Test lab. reg. no. 0480 Test lab. BSRIA

Classic towel*

Outputs $\Delta T=50K$ are listed on product pages

Model code	Finish	Overall projection mm	Pipe centres mm		Outputs $\Delta T=30K$		Exponent n.	Weight kg	Water content litres	Immersion rating
			radiator +/- 1.5%	from wall	Watts	Btus				
2W-75-37	paint	170	326	59	232	793	1.25	9.3	5.6	N/A
2W-75-46	paint	170	418	59	290	991	1.25	11.6	7	N/A
2W75-55	paint	170	510	59	349	1189	1.25	13.9	8.4	N/A
2W-75-64	paint	170	602	59	407	1387	1.25	16.2	9.8	N/A
2W-180-28	paint	170	234	59	381	1300	1.31	16.2	9	N/A
2W-180-37	paint	170	326	59	508	1733	1.31	21.6	12	N/A
2W-180-46	paint	170	418	59	635	2167	1.31	27	15	N/A
2W-180-55	paint	170	520	59	762	2600	1.31	32.4	18	N/A

Max. working pressure 10 bar Max. working temperature 110° C Test lab. reg. no. 1428 Test lab. WSP

*To make this a towel radiator please add a relevant size towel rail to the order, see page 24

Deline

Outputs $\Delta T=50K$ are listed on product pages

Model code	Finish	Overall projection mm	Pipe centres mm		Outputs $\Delta T=30K$		Exponent n.	Weight kg	Water content litres	Immersion rating
			radiator	from wall	Watts	Btus				
DEL-80-50	paint	70-80	456	55-65	199	679	1.26	6	3.9	200
DEL-120-50	paint	70-80	456	55-65	288	984	1.27	9	5.7	250
DEL-180-50	paint	70-80	456	55-65	437	1488	1.26	13.5	8.7	400
DEL-80-60	paint	70-80	556	55-65	235	803	1.26	7	4.6	200
DEL-120-60	paint	70-80	556	55-65	340	1162	1.26	10	6.6	300
DEL-180-60	paint	70-80	556	55-65	516	1762	1.25	16	9.9	400
DEL-80-50	chrome	70-80	456	55-65	145	497	1.26	6	3.9	200
DEL-120-50	chrome	70-80	456	55-65	210	719	1.27	9	5.7	250
DEL-180-50	chrome	70-80	456	55-65	319	1086	1.26	13.5	8.7	400
DEL-80-60	chrome	70-80	556	55-65	172	586	1.26	7	4.6	200
DEL-120-60	chrome	70-80	556	55-65	248	848	1.26	10	6.6	300
DEL-180-60	chrome	70-80	556	55-65	377	1287	1.25	16	9.9	400

Max. working pressure 11.5 bar Max. working temperature 90° C Test lab. reg. no. 1428 Test lab. WSP

Gio

Outputs $\Delta T=50K$ are listed on product pages

Model code	Finish	Overall projection mm	Pipe centres mm		Outputs $\Delta T=30K$		Exponent n.	Weight kg	Water content litres	Immersion rating
			radiator	from wall	Watts	Btus				
GIO-90-55	stainless steel	75-105	500	60-90	97	331	1.19	4.8	2.2	100
GIO-120-55	stainless steel	75-105	500	60-90	132	450	1.19	6.3	2.8	200
GIO-150-55	stainless steel	75-105	500	60-90	165	563	1.19	7.3	3.5	200
GIO-180-55	stainless steel	75-105	500	60-90	193	659	1.20	8.8	4.5	250

Max. working pressure 9 bar Max. working temperature 120° C Test lab. reg. no. 1695 Test lab. M.R.T

Hot Spring

Outputs $\Delta T=50K$ are listed on product pages

Model code	Finish	Overall projection mm	Pipe centres mm		Outputs $\Delta T=30K$		Exponent n.	Weight kg	Water content litres	Immersion rating
			radiator	from wall	Watts	Btus				
HOT-60	paint	280	60	65	165	563	1.23	7.5	2.3	N/A
HOT-120	paint	280	60	65	320	1091	1.25	14.3	4.5	N/A
HOT-150	paint	280	60	65	401	1367	1.24	16.8	5.6	N/A
HOT-180	paint	280	60	65	465	1586	1.26	19.5	6.5	N/A
HOT-60	chrome	280	60	65	124	423	1.23	7	2.3	N/A
HOT-120	chrome	280	60	65	225	767	1.25	14.3	4.5	N/A
HOT-150	chrome	280	60	65	287	979	1.24	16.8	5.6	N/A
HOT-180	chrome	280	60	65	344	1173	1.26	19.5	6.5	N/A

Max. working pressure 12 bar

Max. working temperature 95° C

Test lab. reg. no. 1428

Test lab. WSP

Lisett towel*

Outputs $\Delta T=50K$ are listed on product pages

Model code	Finish	Overall projection mm	Pipe centres mm		Outputs $\Delta T=30K$		Exponent n.	Weight kg	Water content litres	Immersion rating
			radiator	from wall	Watts	Btus				
LI-60-40	paint	115 - 128	201	51 - 64	162	553	1.29	4.0	0.8	N/A
LI-160-40	paint	135 - 148	201	51 - 64	379	1293	1.31	10.0	1.8	N/A
LI-190-40	paint	135 - 148	201	51 - 64	440	1500	1.31	11.3	2.1	N/A

Max. working pressure 8 bar

Max. working temperature 90° C

Test lab. reg. no. 1695

Test lab. M.R.T.

*To make this a towel radiator please add a relevant size towel rail to the order, see page 40

Olga

Outputs $\Delta T=50K$ are listed on product pages

Model code	Finish	Overall projection mm	Pipe centres mm		Outputs $\Delta T=30K$		Exponent n.	Weight kg	Water content litres	Immersion rating
			radiator	from wall	Watts	Btus				
OLG-60-50	stainless steel	75-105	450	75-105	77	263	1.19	3.2	1.4	100
OLG-90-30	stainless steel	75-105	270	75-105	92	314	1.18	3.3	1.9	100
OLG-90-50	stainless steel	75-105	450	75-105	109	372	1.21	4.3	2	100
OLG-120-30	stainless steel	75-105	270	75-105	109	372	1.21	4.3	2.4	150
OLG-120-50	stainless steel	75-105	450	75-105	141	481	1.22	5.4	2.7	150
OLG-120-65	stainless steel	75-105	600	75-105	182	621	1.20	6.5	3.1	200
OLG-155-50	stainless steel	75-105	450	75-105	194	662	1.22	7.2	3.8	250
OLG-180-50	stainless steel	75-105	450	75-105	210	717	1.23	8.1	4.2	250

Max. working pressure 9 bar

Max. working temperature 120° C

Test lab. reg. no. 1695

Test lab. M.R.T.

Optic

Outputs $\Delta T=50K$ are listed on product pages

Model code	Finish	Overall projection mm	Pipe centres mm		Outputs $\Delta T=30K$		Exponent n.	Weight kg	Water content litres	Immersion rating
			radiator	from wall	Watts	Btus				
OPT-80-50	paint	90-100	470	75-95	198	676	1.24	6.6	3.7	150
OPT-80-60	paint	90-100	570	75-95	229	781	1.25	7.6	4.3	150
OPT-120-50	paint	90-100	470	75-95	284	969	1.26	9.6	5.4	200
OPT-120-60	paint	90-100	570	75-95	329	1123	1.27	11	6.2	250
OPT-180-50	paint	90-100	470	75-95	428	1460	1.27	14.8	8.3	300
OPT-180-60	paint	90-100	570	75-95	495	1689	1.28	17.1	9.6	400
OPT-80-50	chrome	90-100	470	75-95	119	406	1.26	6.6	3.7	150
OPT-80-60	chrome	90-100	570	75-95	138	471	1.27	7.6	4.3	150
OPT-120-50	chrome	90-100	470	75-95	169	577	1.27	9.6	5.4	200
OPT-120-60	chrome	90-100	570	75-95	195	665	1.27	11	6.2	250
OPT-180-50	chrome	90-100	470	75-95	264	901	1.27	14.8	8.3	300
OPT-180-60	chrome	90-100	570	75-95	309	1054	1.27	17.1	9.6	400

Max. working pressure 10 bar

Max. working temperature 95° C

Test lab. reg. no. 1428

Test lab. WSP

Orbit

Outputs $\Delta T=50K$ are listed on product pages

Model code	Finish	Overall projection mm	Pipe centres mm		Outputs $\Delta T=30K$		Exponent n.	Weight kg	Water content litres	Immersion rating
			radiator	from wall	Watts	Btus				
OBT-60-50	stainless steel	145-175	50	60-90	106	362	1.17	4	1.9	N/A
OBT-90-50	stainless steel	145-175	50	60-90	158	539	1.22	6	3	N/A
OBT-120-50	stainless steel	145-175	50	60-90	214	730	1.24	7.9	3.7	N/A
OBT-150-50	stainless steel	145-175	50	60-90	272	928	1.26	9.9	4.8	N/A
OBT-180-50	stainless steel	145-175	50	60-90	340	1160	1.22	11.7	6	N/A

Max. working pressure 9 bar

Max. working temperature 120° C

Test lab. reg. no. 1695

Test lab. M.R.T.

Osbourne

Outputs $\Delta T=50K$ are listed on product pages

Model code	Finish	Overall projection mm	Pipe centres mm		Outputs $\Delta T=30K$		Exponent n.	Weight kg	Water content litres	Immersion rating
			radiator	from wall	Watts	Btus				
OSBO	chrome	140	445 minus valves	100	128	437	1.23	10	3	N/A

Max. working pressure 5 bar

Max. working temperature 120° C

Test lab. reg. no. 0480

Test lab. BSRIA

Pera

Outputs $\Delta T=50K$ are listed on product pages

Model code	Finish	Overall projection mm	Pipe centres mm		Outputs $\Delta T=30K$		Exponent n.	Weight kg	Water content litres	Immersion rating
			radiator	from wall	Watts	Btus				
PER-80-50	stainless steel	78-103	462	59-84	98	334	1.27	4.8	3.1	150
PER-120-50	stainless steel	78-103	462	59-84	144	490	1.23	6.6	4.5	200
PER-150-50	stainless steel	78-103	462	59-84	179	611	1.22	7.6	5.7	250

Max. working pressure 4 bar

Max. working temperature 90° C

Test lab. reg. no. 0480

Test lab. BSRIA

Straight fronted towel

Outputs $\Delta T=50K$ are listed on product pages

Model code	Finish	Overall projection mm	Pipe centres mm		Outputs $\Delta T=30K$		Exponent n.	Weight kg	Water content litres	Immersion rating
			radiator	from wall	Watts	Btus				
SFT-80-50	painted	102-119	458	66-83	224	765	1.22	8.1	4.3	200
SFT-80-60	painted	102-119	558	66-83	265	905	1.21	9.5	5	250
SFT-120-50	painted	102-119	458	66-83	325	1094	1.23	12	6.1	250
SFT-120-60	painted	102-119	558	66-83	385	1297	1.22	13.9	7.2	300
SFT-185-50	painted	102-119	458	66-83	500	1702	1.24	19.1	9.6	400
SFT-185-60	painted	102-119	558	66-83	592	2001	1.23	22	11.3	500
SFT-80-50	chrome	102-119	458	66-83	146	485	1.22	8.1	4.3	200
SFT-80-60	chrome	102-119	558	66-83	173	570	1.21	9.5	5	250
SFT-120-50	chrome	102-119	458	66-83	214	704	1.23	12	6.1	250
SFT-120-60	chrome	102-119	558	66-83	255	833	1.22	13.9	7.2	300
SFT-185-50	chrome	102-119	458	66-83	337	1120	1.24	19.1	9.6	400
SFT-185-60	chrome	102-119	558	66-83	399	1316	1.23	22	11.3	500

Max. working pressure 10 bar

Max. working temperature 100° C

Test lab. reg. no. 1428

Test lab. WSP

Svelte

Outputs $\Delta T=50K$ are listed on product pages

Model code	Finish	Overall projection mm	Pipe centres mm		Outputs $\Delta T=30K$		Exponent n.	Weight kg	Water content litres	Immersion rating
			radiator	from wall	Watts	Btus				
SVA-151-30	paint	117-131	40	51-64	189	644	1.27	6.3	0.75	N/A
SVA-189-30	paint	117-131	40	51-64	220	754	1.31	7	0.9	N/A

Max. working pressure 6 bar

Max. working temperature 90° C

Test lab. reg. no. 1695

Test lab. M.R.T.

Where pipe centres are listed as **length + valves**, please consult the product fitting sheets on our website for the most precise and up-to-date information.

Please note that the maximum operating pressure for our immersion heaters is 4bar.

General purpose radiators

Arteplano

					Outputs $\Delta T=50K$ are listed on product pages					
Model code	Finish	Overall projection mm	Pipe centres mm		Outputs $\Delta T=30K$		Exponent n.	Weight* kg	Water content litres	Immersion rating
			radiator	from wall	Watts	Btus				
VJ-56-100	paint/metal	74/79	length + valves	44/49	312	1065	1.25	30	3.5	N/A
VJ-56-120	paint/metal	74/79	length + valves	44/49	374	1278	1.25	37	4.3	N/A
VJ-56-140	paint/metal	74/79	length + valves	44/49	437	1490	1.25	43	5	N/A
HJ-180-30	paint/metal	74/79	251	44/49	268	913	1.3	17	2.9	N/A
HJ-180-45	paint/metal	74/79	399	44/49	402	1370	1.3	34	4.3	N/A
HJ-180-60	paint/metal	74/79	547	44/49	535	1827	1.3	46	5.8	N/A
Max. working pressure 4 bar					Max. working temperature 85° C		Test lab. reg. no. 0626		Test lab. HLK Stuttgart	

* the mirror finish of this product has a 9% reduction in output * please note weight may vary depending on finish

Blok

					Outputs $\Delta T=50K$ are listed on product pages					
Model code	Finish	Overall projection mm	Pipe centres mm		Outputs $\Delta T=30K$		Exponent n.	Weight kg	Water content litres	Immersion rating
			radiator	from wall	Watts	Btus				
BLA-60-66	paint	80	length + valves	50	312	1065	1.27	8.6	1.2	N/A
BLA-60-82	paint	80	length + valves	50	390	1331	1.27	10.8	1.5	N/A
BLA-60-99	paint	80	length + valves	50	467	1593	1.27	13.0	1.8	N/A
BLA-60-115	paint	80	length + valves	50	545	1860	1.27	15.2	2.1	N/A
BLA-160-33	paint	80	length + valves	50	349	1191	1.28	10.3	1.3	N/A
BLA-160-50	paint	80	length + valves	50	524	1788	1.28	15.5	1.9	N/A
BLA-190-33	paint	80	length + valves	50	407	1389	1.30	12.1	1.5	N/A
BLA-190-50	paint	80	length + valves	50	610	2081	1.30	18.1	2.3	N/A
BLA-190-66	paint	80	length + valves	50	813	2774	1.30	24.2	3.0	N/A
Max. working pressure 6 bar					Max. working temperature 90° C		Test lab. reg. no. 1695		Test lab. M.R.T.	

Classic (wall hung)

					Outputs $\Delta T=50K$ are listed on product pages					
Model code	Finish	Overall projection mm	Pipe centres mm		Outputs $\Delta T=30K$		Exponent n.	Weight kg	Water content litres	Immersion rating
			radiator +/- 1.5%	from wall	Watts	Btus				
2W-120-37	paint	90	326	59	350	1193	1.25	14.4	8.8	N/A
2W-120-46	paint	90	418	59	437	1490	1.25	18	11	N/A
2W-120-55	paint	90	510	59	524	1787	1.25	21.6	13.2	N/A
2W-180-28	paint	90	234	59	381	1300	1.31	16.2	9	N/A
2W-180-37	paint	90	326	59	508	1733	1.31	21.6	12	N/A
2W-180-46	paint	90	418	59	635	2167	1.31	27	15	N/A
2W-180-55	paint	90	510	59	762	2600	1.31	32.4	18	N/A
Max. working pressure 10 bar					Max. working temperature 110° C		Test lab. reg. no. 1428		Test lab. WSP	

Classic (with feet)

					Outputs $\Delta T=50K$ are listed on product pages					
Model code	Finish	Overall projection mm	Pipe centres mm		Outputs $\Delta T=30K$		Exponent n.	Weight kg	Water content litres	Immersion rating
			radiator	from wall	Watts	Btus				
4F-30-46	paint	164	length + valves	96	221	755	1.25	10.9	7	N/A
4F-30-74	paint	164	length + valves	96	354	1207	1.25	17.3	11.2	N/A
4F-30-92	paint	164	length + valves	96	443	1510	1.25	21.5	14	N/A
4F-30-110	paint	164	length + valves	96	531	1813	1.25	25.9	16.8	N/A
4F-40-69	paint	164	length + valves	96	433	1477	1.26	20.4	13.5	750
4F-40-92	paint	164	length + valves	96	577	1968	1.26	27.1	18	1000
4F-40-110	paint	164	length + valves	96	692	2363	1.26	32.6	21.6	N/A
4F-40-138	paint	164	length + valves	96	865	2953	1.26	40.7	27	750
4F-50-55	paint	164	length + valves	96	426	1454	1.26	19.9	12	750
4F-50-64	paint	164	length + valves	96	497	1696	1.26	23.3	14	N/A
4F-50-74	paint	164	length + valves	96	568	1940	1.26	26.5	16	1000
4F-50-92	paint	164	length + valves	96	710	2424	1.26	33.1	20	1250
4F-50-110	paint	164	length + valves	96	852	2908	1.26	39.8	24	N/A
4F-50-129	paint	164	length + valves	96	995	3394	1.26	46.4	28	N/A
4F-60-46	paint	164	length + valves	96	417	1423	1.27	19.8	12	750
4F-60-64	paint	164	length + valves	96	584	1992	1.27	27.6	16.8	1000
4F-60-83	paint	164	length + valves	96	751	2561	1.27	35.4	21.6	1250

information continues over page

Classic (with feet) continued

Outputs $\Delta T=50K$ are listed on product pages

Model code	Finish	Overall projection mm	Pipe centres mm		Outputs $\Delta T=30K$		Exponent n.	Weight kg	Water content litres	Immersion rating
			radiator	from wall	Watts	Btus				
4F-60-101	paint	164	length + valves	96	918	3132	1.27	43.2	26.4	1500
4F-60-120	paint	164	length + valves	96	1085	3701	1.27	51.2	31.2	1800
4F-75-55	paint	164	length + valves	96	611	2085	1.27	29.3	16.8	N/A
4F-75-64	paint	164	length + valves	96	713	2433	1.27	33.9	19.6	N/A
4F-75-74	paint	164	length + valves	96	808	2756	1.27	38.4	22.4	N/A
6F-40-138	paint	238	length + valves	133	1262	4307	1.27	61.2	39	N/A

Max. working pressure 10 bar

Max. working temperature 110° C

Test lab. reg. no. 1428

Test lab. WSP

Decorative panel

Outputs $\Delta T=50K$ are listed on product pages

Model code	Finish	Overall projection mm	Pipe centres mm		Outputs $\Delta T=30K$		Exponent n.	Weight kg	Water content litres	Immersion rating
			radiator	from wall	Watts	Btus				
DH-50-60	paint	69/89	length + valves	44/64	278	947	1.28	15	1.9	N/A
DH-50-80	paint	69/89	length + valves	44/64	370	1263	1.28	20	2.5	N/A
DH-50-100	paint	69/89	length + valves	44/64	462	1577	1.28	25	3.1	N/A
DH-50-120	paint	69/89	length + valves	44/64	555	1893	1.28	30	3.7	N/A
DH-50-150	paint	69/89	length + valves	44/64	694	2369	1.28	37	4.7	N/A
DH-57-60	paint	69/89	length + valves	44/64	324	1105	1.29	16.8	3.54	N/A
DH-57-80	paint	69/89	length + valves	44/64	411	1402	1.29	22	2.8	N/A
DH-57-100	paint	69/89	length + valves	44/64	541	1845	1.29	28	3.54	N/A
DH-57-120	paint	69/89	length + valves	44/64	617	2104	1.29	34	4.2	N/A
DH-57-150	paint	69/89	length + valves	44/64	771	2630	1.29	42	5.3	N/A
DVL-80-28	paint	69/74	243	44/49	182	621	1.29	8	1.5	N/A
DVL-80-42	paint	69/74	385	44/49	273	932	1.29	12	2.3	N/A
DVL-180-28	paint	69/74	243	44/49	343	1169	1.33	20	2.8	N/A
DVL-180-35	paint	69/74	314	44/49	428	1461	1.33	25	3.6	N/A
DVL-180-42	paint	69/74	385	44/49	514	1754	1.33	30	4.3	N/A
DVL-180-50	paint	69/74	456	44/49	600	2046	1.33	35	5	N/A

Max. working pressure 4.6 bar

Max. working temperature 120° C

Test lab. reg. no. 0626

Test lab. HLK Stuttgart

Finn

Outputs $\Delta T=50K$ are listed on product pages

Model code	Finish	Overall projection mm	Pipe centres mm		Outputs $\Delta T=30K$		Exponent n.	Weight kg	Water content litres	Immersion rating
			radiator	from wall	Watts	Btus				
FN-60-77	paint	130	length + valves	50	440	1502	1.26	22.7	5.1	N/A
FN-60-98	paint	130	length + valves	50	561	1913	1.26	28.8	6.4	N/A
FN-60-119	paint	130	length + valves	50	680	2322	1.26	35	7.8	N/A
FN-60-140	paint	130	length + valves	50	801	2732	1.26	41.2	9.2	N/A
FN-180-28	paint	130	210	50	433	1476	1.28	22.1	4.7	N/A
FN-180-35	paint	130	280	50	541	1845	1.28	27.6	5.9	N/A
FN-180-42	paint	130	350	50	649	2214	1.28	33.1	7.1	N/A

Max. working pressure 5 bar

Max. working temperature 120° C

Test lab. reg. no. 0626

Test lab. HLK Stuttgart

Flow Form

Outputs $\Delta T=50K$ are listed on product pages

Model code	Finish	Overall projection mm	Pipe centres mm		Outputs $\Delta T=30K$		Exponent n.	Weight kg	Water content litres	Immersion rating
			radiator	from wall	Watts	Btus				
FF-100	paint	Min 109	length + valves	Min 65	131	448	1.23	7	1.1	N/A
FF-150	paint	Min 109	length + valves	Min 65	193	657	1.23	11	1.6	N/A
FF-200	paint	Min 109	length + valves	Min 65	256	875	1.3	14	2.2	N/A
XFF-100	paint	Min 157	length + valves	Min 90	195	667	1.25	11	4.1	N/A
XFF-150	paint	Min 157	length + valves	Min 90	298	1018	1.25	17	6.8	N/A
XFF-200	paint	Min 157	length + valves	Min 90	421	1436	1.25	22	8.1	N/A
XFF-100	chrome	Min 157	length + valves	Min 90	183	624	1.25	11	4.1	N/A
XFF-150	chrome	Min 157	length + valves	Min 90	270	921	1.26	17	6.8	N/A
XFF-200	chrome	Min 157	length + valves	Min 90	371	1266	1.26	22	8.1	N/A

Max. working pressure 10 bar

Max. working temperature 95° C

Test lab. reg. no. 1428

Test lab. WSP

Where pipe centres are listed as **length + valves**, please consult the product fitting sheets on our website for the most precise and up-to-date information.

Lissett

Outputs $\Delta T=50K$ are listed on product pages

Model code	Finish	Overall projection mm	Pipe centres mm		Outputs $\Delta T=30K$		Exponent n.	Weight kg	Water content litres	Immersion rating
			radiator	from wall	Watts	Btus				
LI-60-80	paint	84 - 97	length + valves	36 - 49	324	1107	1.29	8.0	1.6	N/A
LI-60-100	paint	84 - 97	length + valves	36 - 49	406	1384	1.29	10.0	2.0	N/A
LI-60-120	paint	84 - 97	length + valves	36 - 49	487	1660	1.29	12.0	2.4	N/A
LI-60-140	paint	84 - 97	length + valves	36 - 49	568	1937	1.29	14.3	2.8	N/A
LI-190-40	paint	69 - 82	201	51 - 64	440	1500	1.31	11.3	2.1	N/A
LI-190-60	paint	69 - 82	403	51 - 64	660	2251	1.31	17.0	3.1	N/A

Max. working pressure 6 bar

Max. working temperature 90° C

Test lab. reg. no. 1695

Test lab. M.R.T.

Trubi

Outputs $\Delta T=50K$ are listed on product pages

Model code	Finish	Overall projection mm	Pipe centres mm		Outputs $\Delta T=30K$		Exponent n.	Weight kg	Water content litres	Immersion rating
			radiator	from wall	Watts	Btus				
TRB-60-80	paint	74	length + 15 + valves	43	301	1027	1.22	9.5	4.1	N/A
TRB-60-100	paint	74	length + 15 + valves	43	376	1283	1.22	11.9	5.1	N/A
TRB-60-120	paint	74	length + 15 + valves	43	451	1539	1.22	14.2	6.1	N/A
TRB-180-30	paint	74	264	43	354	1208	1.29	10.7	4.6	N/A
TRB-180-40	paint	74	330	43	424	1447	1.29	12.8	5.5	N/A
TRB-180-50	paint	74	396	43	495	1689	1.29	14.9	6.4	N/A
TRBD-60-80	paint	91	length + 15 + valves	60	480	1638	1.24	17.6	7.7	N/A
TRBD-60-100	paint	91	length + 15 + valves	60	589	2010	1.24	21.9	9.6	N/A
TRBD-60-120	paint	91	length + 15 + valves	60	600	2047	1.26	26.3	11.5	N/A
TRBD-180-30	paint	91	264	60	518	1767	1.28	20.8	9	N/A
TRBD-180-40	paint	91	330	60	621	2119	1.28	24.9	10.8	N/A
TRBD-180-50	paint	91	396	60	725	2474	1.28	29.1	12.6	N/A

Max. working pressure 10 bar

Max. working temperature 95° C

Test lab. reg. no. 1428

Test lab. WSP

Where pipe centres are listed as **length + valves**, please consult the product fitting sheets on our website for the most precise and up-to-date information.



Valves

Bisque radiators are as much about good looks as good performance. As standard radiator valves can often be ugly or obtrusive, we have chosen a range of discreet, well designed, top quality valves from Europe's leading manufacturers to complement our radiators.

There are two types of valves:

Manual valves have no labelled settings - simply turn the valve head until the radiator is giving out the amount of heat desired. They are most suitable for areas where your heating needs are fairly constant e.g. with towel rails, or where the preference is for a more subtle and discreet appearance.

Thermostatic valves come with an in-built temperature sensor and have a range of temperature settings.

The thermostatic valves will maintain the room at the temperature you have selected by automatically adjusting the heat output from the radiator. This means that you can take advantage of any "free" heat the room receives, such as that from the sun or from electrical equipment. Thermostatic valves are also useful for rooms that may have sudden large changes in occupancy e.g. dining rooms.

Installation


When deciding which valve set to use you will need to consider where the heating pipes are coming from i.e. the wall or the floor. The tables on the following pages indicate which of our valves sets are suitable for each option. All our valve sets have standard 15mm connections.

Where possible, we would always recommend chasing the pipework into the wall (as you would with electric cables) so that the final installation is as attractive as possible. Long, spindly lengths of pipework can often mar the final look.

Thermostatic valve heads should always be installed with the heads pointing upwards or to the side (as with straight or double angled valves). If they are installed with the heads pointing down, they will not work correctly and will need to be replaced.

Manual valves

Pipes from floor									Pipes from wall							
5	8	18	19	26	27	28	32	Valve Set	5	8	18	19	26	27	28	32
				●			●	Alban	●		●	●		●	●	
●	●				●			Archibald		●				●	●	
	●				●			Balmoral		●				●	●	
●	●				●			Blok towel	●	●				●	●	
				●				Buckingham		●				●	●	
				●			●	Chime	●		●	●		●	●	
				●				Classic towel		●				●	●	
				●			●	Deline		●	●	●		●	●	
				●			●	Gio	●	●	●			●	●	
				●				Lissett towel		●				●	●	
				●			●	Olga	●	●	●			●	●	
				●			●	Optic	●	●	●	●		●	●	
				●				Orbit	●					●	●	
	●				●			Osbourne		●				●	●	
				●			●	Pera		●	●			●	●	
				●			●	Straight fronted		●	●	●		●	●	
special manual valves supplied with radiator								Svelte	special manual valves supplied with radiator							
				●				Arteplano - vert.						●	●	
					●	●		Arteplano - horiz.						●	●	
●	●				●			Blok	●	●				●	●	
				●				Classic - wall mounted		●				●	●	
	●				●			Classic - floor mounted		●				●	●	
	●				●			Decorative panel - horiz.		●				●	●	
				●				Decorative panel - vert.						●	●	
	●				●			Finn - horiz.		●				●	●	
				●				Finn - vert.		●				●	●	
	●				●			Flow Form		●				●	●	
				●				Hot Spring						●		
					●			Lissett - horiz.						●	●	
				●				Lissett - vert.		●				●	●	
	●				●			Trubi - horiz. TRB		●				●	●	
	●				●			Trubi - horiz. TRBD		●				●	●	
				●				Trubi - vert. TRB						●	●	
				●				Trubi - vert. TRBD						●	●	
5	8	18	19	26	27	28	32	Valve Set	5	8	18	19	26	27	28	32


 set 18 or 19 can be used depending on the handing (water entry and exit position) of the radiator

Manual valves

VALVE SET 5 angled manual



chrome



To complement square tube towel radiators.

		+VAT
chrome:	£233	£279.60
matt black:	£209	£250.80
brushed steel:	£243	£291.60

VALVE SET 8 angled manual



chrome



Tap style valves for a traditional look.

		+VAT		+VAT
chrome:	£121	£145.20	polished brass:	£167 £200.40
antique gold:	£167	£200.40	polished nickel:	£167 £200.40
antique bronze:	£167	£200.40		

VALVE SET 18 dual fuel manual right hand flow




chrome




Designed to be used with supplementary heaters when connections are from the wall. The element and valve are integrated into one neat unit.

		+VAT
chrome:	£146	£175.20

VALVE SET 19 dual fuel manual left hand flow



chrome



Designed to be used with supplementary heaters when connections are from the wall. The element and valve are integrated into one neat unit.

		+VAT
chrome:	£146	£175.20

VALVE SET 26 straight manual



satin chrome



Manufactured by Ottinetti of Italy, combining quality engineering with a clean uncluttered style.

		+VAT		+VAT
white (9016):	£113	£135.60	chrome:	£121 £145.20
nickel nero:	£146	£175.20	volcanic:	£119 £142.80
matt black:	£119	£142.80		

- prices inclusive of VAT are shown in orange / prices surrounded by a black box indicate stock items / other finishes: allow 5 - 6 weeks
- all our valve sets have standard 15mm connections

VALVE SET 27 angled manual



chrome



Manufactured by Ottinetti of Italy, combining quality engineering with a clean uncluttered style.

	+VAT		+VAT		+VAT
white (9016):	£113	£135.60	matt black:	£119	£142.80
satin chrome:	£144	£172.80	nickel nero:	£146	£175.20
chrome:	£121	£145.20	brass:	£167	£200.40

VALVE SET 28 double angled manual



chrome



This double angled valve can be reversed for flow on the right or the left.

	+VAT		+VAT
chrome:	£155	£186.00	volcanic:
satin chrome:	£171	£205.20	£147
matt black:	£147	£176.40	brass:
			£250
			£300.00

VALVE SET 32 mixed manual



chrome



Designed to be used with supplementary heaters when the pipe connections are from the floor.

	+VAT
chrome:	£121
	£145.20

Please note a 4% surcharge will be applied to all prices displayed, on orders placed

From 1st April 2021

Thermostatic valves

Pipes from floor									Pipes from wall							
10	11	17	20	21	33	36	37	Valve Set	10	11	17	20	21	33	36	37
					●	●		Alban	●			●	●			●
		●					●	Archibald	●	●						
		●					●	Balmoral			●					●
							●	Blok towel	●	●						●
						●		Buckingham	●	●	●					●
					●	●		Chime	●			●	●			●
						●		Classic towel	●	●	●					●
					●	●		Deline	●	●	●	●	●			●
					●	●		Gio		●		●				●
						●		Lissett towel		●		●				●
					●	●		Olga		●		●				●
					●	●		Optic	●	●	●	●	●			●
						●		Orbit	●	●						●
							●	Osbourne	●	●	●			●		●
					●	●		Pera		●		●				●
		●			●	●		Straight fronted	●	●	●	●	●			●
special manual valves supplied with radiator								Svelte	special manual valves supplied with radiator							
						●		Arteplano - vert.		●						●
		●					●	Arteplano - horiz.		●	●					●
							●	Blok	●	●						●
						●		Classic - wall mounted	●	●	●					●
		●					●	Classic - floor mounted	●	●	●					●
							●	Decorative panel - horiz.	●		●					●
		●				●		Decorative panel - vert.		●	●					●
		●					●	Finn - horiz.	●							●
						●		Finn - vert.		●						●
							●	Flow Form	●							●
								Hot Spring								●
							●	Lissett - horiz.	●	●						●
						●		Lissett - vert.							●	
							●	Trubi - horiz. TRB								●
							●	Trubi - horiz. TRBD	●					●		●
						●		Trubi - vert. TRB								●
						●		Trubi - vert. TRBD		●						●
10	11	17	20	21	33	36	37	Valve Set	10	11	17	20	21	33	36	37

● ● either set can be used depending on the handing (water entry and exit position) of the radiator

VALVE SET 10 double angled thermostatic



chrome



Manufactured by Ottinetti of Italy. Double angled valves can be sited in line with the radiator.

chrome: £208 ^{+VAT} £249.60
 satin chrome: £227 ^{+VAT} £272.40
 nickel nero: £238 ^{+VAT} £285.60

brass: £286 ^{+VAT} £343.20
 copper: £286 ^{+VAT} £343.20

Please note a 4% surcharge will be applied to all prices displayed, on orders placed

From 1st April 2021

VALVE SET 11 double angled thermostatic



chrome



Manufactured by Ottinetti of Italy. Double angled valves can be sited in line with the radiator.

chrome: £208 ^{+VAT} £249.60
 satin chrome: £227 ^{+VAT} £272.40
 nickel nero: £238 ^{+VAT} £285.60

brass: £286 ^{+VAT} £343.20
 copper: £286 ^{+VAT} £343.20

VALVE SET 17 angled thermostatic




brass



The antique styling of these Italian valves complement period interiors.

volcanic: £164 ^{+VAT} £196.80
 brass: £176 ^{+VAT} £211.20

VALVE SET 20 dual fuel thermostatic right hand flow




chrome



Designed to be used with supplementary heaters when connections are from the wall. The element and valve are integrated into one neat unit.

chrome: £202 ^{+VAT} £242.40

VALVE SET 21 dual fuel thermostatic left hand flow



chrome



Designed to be used with supplementary heaters when connections are from the wall. The element and valve are integrated into one neat unit.

chrome: £202 ^{+VAT} £242.40

- prices inclusive of VAT are shown in orange / prices surrounded by a black box indicate stock items
- all our valve sets have standard 15mm connections

Thermostatic valves

VALVE SET 33 mixed thermostatic



chrome



Designed to be used with supplementary heaters when the pipe connections are from the floor.

chrome: £165 +VAT £198.00

VALVE SET 36 straight thermostatic



satin chrome



Manufactured by Ottinetti of Italy, combining quality engineering with a clean uncluttered style.

chrome: £165 +VAT £198.00
 satin chrome: £180 +VAT £216.00
 nickel nero: £198 +VAT £237.60

brass: £226 +VAT £271.20
 copper: £226 +VAT £271.20

VALVE SET 37 angled thermostatic



chrome



Manufactured by Ottinetti of Italy, combining quality engineering with a clean uncluttered style.

chrome: £165 +VAT £198.00
 satin chrome: £180 +VAT £216.00
 nickel nero: £198 +VAT £237.60

brass: £226 +VAT £271.20
 copper: £226 +VAT £271.20

Please note a 4% surcharge will be applied to all prices displayed, on orders placed

From 1st April 2021

Thermostatic valve heads should always be installed with the heads pointing upwards or to the side (as with straight or double angled valves). If they are installed with heads pointing down they will not work properly and will need to be replaced.

- prices inclusive of VAT are shown in orange / prices surrounded by a black box indicate stock items
- all our valve sets have standard 15mm connections



Supplementary heaters

Supplementary electric heaters are designed to heat towel radiators when the central heating is turned off in the summer months and there is still the need for warm, dry towels.

Our standard supplementary heater, DE-PACK, is non-adjustable. (Note: the maximum operating pressure for these heaters is 4bar)

Installation of a supplementary heater will affect the valve selection and pipe centres. We recommend the installation shown as a neat option for Bisque towel radiators but depending on the location of your pipework, you may need to discuss other options with your plumber.



Electric heaters for towel radiators

We have two types of electric heaters available with our towel radiators.

Our Alban, Chime and Pera radiators are available with a specially designed, non-adjustable heater, which has a neat integrated on/off switch at the bottom.

All other electric towel radiators come with our standard non-adjustable heater, which has a white or chrome cap to complement the radiator finish. This heater can be used with our cable cover (see next page) for a neat installation.



Please note: as all of our electric towel radiators come factory fitted, it is not possible to swap the element types.

Heater cable cover



SHEC chrome / matt black: £56 ^{+VAT} £67.20

Our cable cover has been designed for use with our standard electric heater. This neat chrome cover hides the cable attached to the heater. It can be used with all electric towel radiators except the Archibald, Alban, Chime and Pera. The cable cover can also be used with supplementary heaters.

Matching pipe and shroud



PIPEKIT available in white (RAL 9016) / ^{+VAT} £28 £33.60
satin chrome / chrome / nickel nero: £28

Two 300 mm long painted or chromed brass pipes with two matching shrouds. The pipes are fitted direct to the valve and can then be connected to main copper heating pipework below the floor boards. The shrouds cannot be used with radiators which have 50mm pipe centres.



Heat-adjustable fuel saving electric element



CTE element heat-adjustable fuel saving electric element with 5 water-temperature settings between 30°C and 60°C. IPX4.



Please note a 4% surcharge will be applied to all prices displayed, on orders placed

From 1st April 2021

Model	Watts	Finish	RRP (excluding VAT)	RRP (including VAT)
CTEW-120-DF	120	white (white T-piece included)	£165	£198
CTEW-200-DF	200	white (white T-piece included)	£165	£198
CTEW-300-DF	300	white (white T-piece included)	£165	£198
CTEW-400-DF	400	white (white T-piece included)	£165	£198
CTEW-600-DF	600	white (white T-piece included)	£165	£198
CTEC-120-DF	120	chrome (white T-piece included)	£165	£198
CTEC-200-DF	200	chrome (white T-piece included)	£165	£198
CTEC-300-DF	300	chrome (white T-piece included)	£165	£198
CTEC-400-DF	400	chrome (white T-piece included)	£165	£198
CTEC-600-DF	600	chrome (white T-piece included)	£165	£198

Colours and special finishes

The majority of our radiators are available from stock in at least 2-3 finishes, which we believe will complement most interiors. However, there are a wide range of other options available to order.

Our most popular colours and finishes are shown on pages 152 –153. To see which radiators are available in different colours and finishes please consult the tables on the following pages. If your preferred finish is not shown, we can arrange for some radiator models to be painted in a wide range of RAL or NCS colours (**price available on application**). This is only possible for ranges which show a * in the colours column on the tables.

Colour matching service

We offer a unique colour matching service which allows you to match your radiators to popular paint ranges such as Farrow & Ball, Little Greene and Dulux. We can also match to other items such as wallpapers and kitchen cabinets. Please see the video on our website for inspiration.

All we require is a sample of the colour you want and we can then advise the closest match. There will be a small charge (< £10) to organise each proof but you can then be happy you have the precise colour.

Please see the tables on page 150-151 to see which radiator ranges can be colour matched. Prices are available on application as it varies depending on product and colour. Contact a member of our sales team for prices and lead times.

* Please note: colour matching is only available on products that are stocked in white.



Exceptional finishes

For our Classic range, we have developed some especially striking special finishes, which are hand applied with minute care. Please contact us for samples and prices.

Our organic rustique finish is not simply a paint effect but is achieved by means of genuine oxidation. Iron metal is sprayed over a base coat after which a water solution is applied to produce the rust patina. This means that every radiator will be bespoke with a unique pattern.

The gorgeous rose copper finish contains genuine copper but is overlaid with a matt lacquer which prevents further tarnishing, whilst still maintaining the beautiful glow.

Please visit the Bisque website to see our special finish prices or contact a member of our sales team.



Below are our are striking two-tone Iridescent colours
left to right: oyster, gold to silver, red to gold, purple to green and green to silver.



Classic in lacquered bare metal

This ever popular and exciting finish exposes the manufacturing marks that occur in the production of the radiator. Part of this industrial appeal is the lack of uniformity and regularity, as each model will be slightly different and therefore unique.

However, it is possible to identify some common effects, depending on the width or height of the radiator, due to the different manufacturing techniques used.

When considering stock sizes of Classics it is helpful to note the following;



Our floor mounted Classics are 4 columns wide. Models stocked in the lacquered bare metal finish are over 475mm high and will typically look as shown below. Note that the top of the radiator is quite uniform and light in colour.




For sizes outside of the stock range the following variations should be considered.

The manufacturing of the 3 column Classic, equal or over 400mm in height, has now changed and the finish will look similar to that of the 4-column model.



For radiators under 400mm in height (excl feet), the column will have a strong appearance with darker welding marks near the top and bottom. Those equal or over 400mm in height (excl feet) will have a much lighter, more uniform appearance.



Whilst the above should help to give a guide to some of the varieties in finish, we would advise that other differences could occur and that the beauty of this product is in its unique, industrial appearance.

Availability of colours and finishes

Towel radiators	WHITES				METAL FINISHES						SPECIAL PAINT FINISHES								beige quartz	other quartz colours (exc. white)	champagne and marron	nickel look and white sable	deluxe finishes	iridescents	Bisque colour range (see page 168)	colour matching	
	traffic white RAL 9016	pure white RAL 9010	matt white	white quartz	chrome	stainless steel	brushed aluminium	etched copper *	etched brass *	lacquered bare metal *	aluminium	anthracite	volcanic	matt black	gold	inox look	grey aluminium	titane									
Alban						●																					
Archibald	▲	▲	▲	▲	●						▲	▲	▲	▲	▲	▲	▲	▲	▲	▲	▲				▲	*	
Balmoral					●																		▲		*		
Blok towel	●	▲									▲		●									▲	▲		*	*	
Buckingham					●																		▲				
Chime						●							●														
Classic towel	▲	●	▲	▲							▲	●	▲	▲	▲	▲	▲	▲	▲	▲	▲	▲	▲		▲	▲	*
Deline	●	▲	▲	▲	●						▲	●	●	●	▲	▲	▲	▲	●	●	▲				▲	*	
Gio						●																					
Hot Spring	▲	▲	▲	▲	●						▲	▲	▲		▲	▲	▲	▲	▲	▲	▲	▲	▲			▲	
Lissett towel	●	▲									▲		●									▲	▲		*	*	
Olga						●																					
Optic	●	▲	●	▲	●						▲	●	▲	●	▲	▲	▲	▲	▲	▲	▲	▲	▲			▲	*
Orbit						●																					
Osbourne					●																		▲				
Pera						●																					
Straight fronted	●	▲	▲	▲	●						▲	■	▲	▲	▲	▲	▲	▲	▲	▲	▲	▲	▲			▲	*
Svelte	●	▲									▲		●									▲	▲		*	*	

* due to the manufacturing process, these finishes are unique to each individual radiator

* to obtain a quote please email quotes@zehnder.co.uk

Our colour range complements most interiors but for those who require that bit extra we also offer a colour matching service which can provide close matches to popular paint brands such as Farrow & Ball, Little Greene and Dulux as well as international ranges such as NCS and RAL. Price on application.

General purpose radiators

- Stock items
- ▲ To order
- Limited stock range
- ❖ Limited made to order range
- * Price on application

General purpose radiators	WHITES				METAL FINISHES						SPECIAL PAINT FINISHES								beige quartz	other quartz colours (exc. white)	champagne and marron	nickel look and white sable	deluxe finishes	iridescents	Bisque colour range (see page 168)	colour matching	
	traffic white RAL 9016	pure white RAL 9010	matt white	white quartz	chrome	stainless steel	brushed aluminium	etched copper *	etched brass *	lacquered bare metal *	aluminium	anthracite	volcanic	matt black	gold	inox look	grey aluminium	titane									
Arteplano	▲	▲	▲	▲			▲	■	▲		▲	▲	▲	▲	▲	▲	▲		▲	▲						▲	
Blok	▲	●									▲		●								▲	▲				*	*
Classic	▲	●	▲	▲	❖					■	▲	●	▲	▲	▲	▲	▲	▲	▲	▲	▲			▲	▲	*	
Decorative panel	▲	●	▲	▲							▲	▲	▲	▲	▲	▲	▲	▲	▲	▲	▲					▲	*
Finn	▲	●	▲	▲							▲	▲	▲	▲	▲	▲	▲	▲	▲	▲	▲	▲				▲	*
Flow Form	▲	●	▲	▲	❖						▲	▲	▲	▲	▲	▲	▲	▲	▲	▲	▲					▲	*
Lissett	▲	●									▲		●									▲	▲			*	*
Trubi	▲	●	▲	▲							▲	▲	●	▲	▲	▲	▲	▲	▲	▲	▲					▲	*

* due to the manufacturing process, these finishes are unique to each individual radiator

* to obtain a quote please email quotes@zehnder.co.uk


Our colour range complements most interiors but for those who require that bit extra we also offer a colour matching service which can provide close matches to popular paint brands such as Farrow & Ball, Little Greene and Dulux as well as international ranges such as NCS and RAL. Price on application.

Colours and special finishes


Please note: due to the limitations of the printing process, the colours shown here are not exact representations. If you wish to order a radiator in one of these colours, please ask to see our separate colour chart or ask for a sample before placing your order (samples can be ordered via our website).

White


Traffic White is a brilliant white designed to complement the finish of modern sanitaryware. Pure White is softer, and usually preferred for rooms other than bathrooms where Traffic White is considered too harsh. White Quartz and Matt White bring a contemporary, textured finish to interiors.




9016 Traffic White *
RAL 9016



9010 Pure White *
RAL 9010




0521 White Quartz



0556 Matt White

Bisque colours


Not all our radiators are available in colours. Please consult the tables on pages 150 – 151.



0510 Petal *



0081 Pergamon *




0072 Jasmin




0035 Natura *




0501 Moka *




0558 Ice Grey Matt




0064 Chinchilla




0503 Mint *



0040 Agaïs *




0509 Light Green *



0517 Mauve *



0506 Rose *



0515 Lemon *



0505 Sun Yellow *



1023 Traffic Yellow *
RAL 1023



3770 Strawberry
NCS S 2065-R20B



3000 Flame Red *
RAL 3000



0507 Lila *



0518 Violet *



0508 Nature Green *




5743 Steel Blue
NCS S 2055-B10G




5017 Traffic Blue *
RAL 5017



0555 Prussian Blue *



8017 Chocolate Brown *
RAL 8017



9005 Jet Black *
RAL 9005

* These colours have a gloss finish. The remainder have a matt finish.

Please note: due to the limitations of the printing process, the finishes shown here are not exact representations. If you wish to order a radiator in one of these colours, please ask to see our separate colour chart or ask for a sample before placing your order.


Special paint finishes



0371 Aluminium *



0356 Anthracite *



0336 Volcanic



0557 Matt Black



0335 Titane



9007 Grey Aluminium *



0332 Inox Look *



0514 Gold *



0325 Lacquered bare metal



0522 Sand Quartz



0523 Beige Quartz




0529 Brown Quartz



0511 Caramel Quartz



0512 Terracotta Quartz



0516 Amethyst Quartz



0550 Black Quartz

Our colour range complements most interiors but for those who require that bit extra we also offer a colour matching service which can provide close matches to popular paint brands such as Farrow & Ball, Little Greene and Dulux as well as international ranges such as NCS and RAL. Price on application.


Please turn over to see other finishes for aluminium radiators and towel rails

Colours and special finishes


Please note: due to the limitations of the printing process, the colours shown here are not exact representations. If you wish to order a radiator in one of these colours, please ask to see our separate colour chart or ask for a sample before placing your order (samples can be ordered via our website).

Finishes exclusive to aluminium radiators

All four finishes available with Blok, Svelte, and Lissett.




SAP10020 Champagne *



SW208F Marron *



M3000L Nickel Look *




SBP9010 White Sable

Deluxe colour range


These Deluxe finishes are available to order on the Balmoral, Buckingham and Osbourne towel rails.



PB Polished Brass



AB Antique Brass



BZ Antique Bronze



AC Antique Copper



PC Polished Copper



BC Brushed Copper



AG Antique Gold



DG Dark Gold



BN Bright Nickel



the world is your lobster

Colour finish references

p.4	Alban ALB-140-50 mirror finish	p.71	Svelte SVA-189-30 white RAL 9016
p.7	Alban ALB-100-50 mirror finish	p.72	Svelte SVA-189-30 volcanic
p.8	Archibald ARB-120-50 flame red RAL 3000	p.73	Svelte SVA-189-30 champagne
p.9	Archibald ARB-120-50 chrome	p.74	Arteplano HJ-180-60 etched copper
p.10	Balmoral BALM polished brass / calamine	p.76	HJ-180-45 brushed bronze
p.11	Balmoral BALM chrome		HJ-180-45 brushed black
p.13	Blok towel BLA-160-33 volcanic finish		HJ-180-45 mirror
p.15	Blok towel BLA-60-33 white RAL 9016	p.77	HJ-180-45 white RAL 9010
p.16	Buckingham BUCK polished brass	p.78	VJ-56-120 etched brass
p.17	Buckingham BUCK chrome	p.79	VJ-56-100 etched copper
p.19	Chime CHM-100-50 mirror finish	p.81	Blok BLA-60-82 volcanic
p.21	Chime CHM-140-50 volcanic	p.82	Blok BLA-60-66 champagne, marron, nickel, white sable
p.22	Classic towel 2W-150-46 anthracite		Blok BLA-60-82 traffic yellow RAL 1023
p.23	Classic towel 2W-150-46 anthracite	p.83	Blok BLA-60-99 volcanic
p.25	Classic towel 2W-75-46 violet	p.85	Blok BLA-190-33 white RAL 9010
p.27	Classic towel 2W-180-46 white RAL 9010	p.87	Classic 4F-40-110 anthracite
p.28	Deline DEL-120-60 beige quartz	p.88	Bespoke angled Classic white RAL 9010
p.31	Deline DEL-120-50 matt black		Classic 4F-50-55 rose copper
p.33	Deline DEL-180-60 chrome		Classic 4F-50-55 matt black
p.34	Gio GIO-150-55 mirror finish	p.89	Classic 4F-50-55 anthracite
p.35	Gio GIO-150-55 mirror finish	p.91	Classic 2W-150-26 anthracite
p.37	Gio GIO-90-55 mirror finish	p.93	Classic 4F-50-55 lacquered bare metal finish
p.38	Hot Spring HOT-180 chrome	p.95	Classic 4F-60-83 rose copper
p.40	Hot Spring HOT-180 traffic yellow RAL 1023	p.97	Classic 4F-50-55 flame red RAL 3000
p.41	Hot Spring HOT-180 traffic yellow RAL 1023	p.99	Classic 4F-50-46/E NCS S 0520-R90B
p.42	Lissett LI-190-40 white RAL 9016	p.101	Classic 4F-60-83 gold
p.43	Lissett LI-190-40 white RAL 9016	p.102	Decorative panel DH-50-150 white RAL 9010
p.45	Lissett LI-60-40 volcanic	p.105	Decorative panel DH-57-100 titane
p.46	Olga OLG-120-50 mirror finish	p.107	Decorative panel DVL-180-42 volcanic
p.49	Olga OLG-120-50 mirror finish	p.108	Finn FN-60-98 aluminium finish
p.51	Optic OPT-120-60 matt black	p.110	Finn FN-180-42 white RAL 9010
p.53	Optic OPT-120-50 chrome		Finn FN-180-35 aluminium finish / double
p.55	Orbit OBTL-150-50 mirror finish	p.113	Flow Form XFF-200 white RAL 9010
p.57	Orbit OBTL-120-50 mirror finish	p.115	Flow Form XFF-100 various colours
p.58	Osbourne OSBO antique bronze	p.116	Lissett LI-190-40 champagne
p.59	Osbourne OSBO chrome	p.117	Lissett LI-190-40 champagne
p.60	Pera PER-120-50 mirror finish	p.118	Lissett LI-60-80 white RAL 9010
p.61	Pera PER-120-50 mirror finish		Lissett LI-60-80 volcanic
p.63	Pera PER-80-50/180-50 mirror finish	p.119	Lissett LI-60-40 traffic yellow RAL 1023
p.65	Straight fronted SFT-120-50 anthracite	p.121	Lissett LI-160-40 volcanic
p.67	Straight fronted SFT-150-50 chrome	p.122	Trubi TRB-180-40 white RAL 9010
p.69	Straight fronted SFT-150-50 chrome	p.125	Trubi TRBD-60-100 volcanic
p.70	Svelte SVA-189-30 white RAL 9016	p.127	Trubi TRBD-180-30 titane

Terms and Conditions of Trading

A complete copy of the company's terms and conditions of trading are available on our website www.bisque.co.uk

Please note the following:

- All delivery times quoted are estimates only.
- Returned goods for credit will only be accepted by prior arrangement (confirmed in writing), within 8 weeks of the date of despatch, where the goods are part of our stock range and where the goods are as fit for sale on their return as they were on delivery. If goods have been fitted this is deemed as acceptance of their quality. We cannot accept the return of non-stock goods.
- Where a radiator is returned as no longer required and an alternative radiator is not ordered a 25% restocking fee plus a £10 administration fee will be charged. If a radiator is no longer required but an alternative radiator is ordered, either a restocking fee of £25 or 25% of the value (whichever is the lower) will be charged, but the administration fee of £10 will be waived.
- Radiators with steel components (other than stainless steel) must not be installed on a domestic hot water circuit. If a stainless steel or brass product is to be installed on the domestic hot water circuit, a check should be made with the local water authority to ensure that dezincification is not a common occurrence.
- Artificially softened water should not be used to fill radiators. For FAQ radiator/water-related information, visit www.fernox.com
- You are responsible for ensuring the suitability, conformity and interoperability of the goods or indicative system design suggestions provided by us, with your heating system and your design requirements. It is important that you undertake such verification with an appropriately qualified expert third party.
- All measurements given in this brochure are nominal dimensions only.
- All brochures, catalogues and other promotional materials are to be treated as illustrative only. Their contents form no part of any contract between us and you should not rely on them in entering into any contract with us. Any typographical, clerical or other error or omission in any literature, quotation, price list, or other document issued by us will be subject to correction without liability being incurred by us.

