

OCTOBER 2021



CARRON
PHOENIX

The Carron Phoenix Range

DELIVERING INSPIRATION FOR YOUR KITCHEN



The Carron Phoenix story began in 1759 when the Carron Iron Company was founded near the town of Falkirk in Central Scotland.

Famed for the manufacture of the iconic red telephone boxes and pillar boxes still in use throughout the UK today, the Carron Iron Company was considered to be the centre of the industrial revolution in Scotland and quickly became the largest iron works in Europe.

Moving forward more than 250 years Carron Phoenix is now one of the leading manufacturers of kitchen sinks in the UK. Our sink design philosophy means that we do not compromise between stylish good looks and practicality. Whether Granite, Stainless Steel or Ceramic, all of our sinks are guaranteed for a lifetime, so you can be confident that they are of exceptional quality and are made to last.

To complement the perfect sink, our extensive range of taps, accessories and waste management systems, gives you an all-round solution for getting the most from your kitchen sink space. Carron Phoenix manufactures products that are beautiful to look at and excellent to work with.

Guarantees valid only on products placed and used in normal domestic situations.

GUARANTEES

As Carron Phoenix sinks are built to the highest manufacturing standards, we are proud to offer an extensive guarantee on all of our products against manufacturing defects.

Full details of our guarantees can be found on: www.carron.com/guarantee

2 YEAR
GUARANTEE

Two year guarantee for accessories

2 YEAR
GUARANTEE

Two year guarantee on instant boiling water taps

5 YEAR
GUARANTEE

Five year guarantee for standard taps

LIFETIME
GUARANTEE

Lifetime guarantee for sinks

CONTENTS

The story of Carron Phoenix	04
Choosing a sink and tap	06
Materials and finishes	07

GRANITE SINKS	08
Bali	10
Fiji	11
Debut	14

SYNTHETIC SINKS	16
Janus	17

STAINLESS STEEL SINKS	18
Vela	20
Ibis	22
Adelphi	23
Maui	26
Zeta	28
Atoll	30
Rapid	32
Onda	34
Deca Inset / Undermount	36
Zeta Undermount	39
Ibis Undermount	40
Carisma Inset / Undermount	41

CERAMIC SINKS	42
Sienna	43
Shonelle	44
Belfast	45
Carlow	47
Waterford Inset / Undermount	48

TAPS	49
Seraphina Boiling Water Tap	50
Filter Taps	51
Mixer Taps	54

WASTE MANAGEMENT	60
Carronade Elite WDUs	61
Linea Waste Sorter Bins	62

The story of Carron Phoenix

“ Our sink and tap collections bring together a choice of designs and materials to suit the diversity of today’s kitchen styling. It’s not just about good looks, it’s also about what works for you. From classic to contemporary, our products combine design inspiration and practicality.

1814

Carron
becomes Europe’s
biggest Iron Works

1960

Carron begins Stainless
Steel Sink production



Carron Iron Company
founded near Falkirk in

1759

Carron Iron Company
produces first cannons

1776

Moving into
Sink manufacture

Esto Perpetua

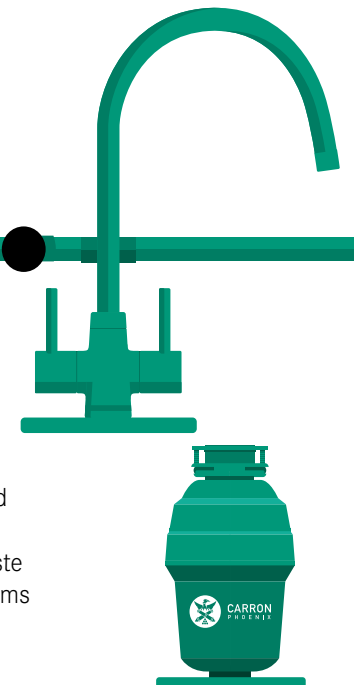



1774 (**‘Ever lasting’**)
motto is introduced

1920

Carron Iron Company
starts producing telephone
and pillar boxes

1991

Carron Range
extends to Taps and
Accessories.
2007 includes Waste
Management Systems
2013 Introduces
Instant Boiling
Water Tap



Choosing a sink

There are a number of factors to consider when choosing your kitchen sink; functionality is just as important as design, and here is a short guide to the initial decisions you will need to make before choosing the right model for you and your kitchen.



Inset

Inset sinks are mounted from above, and the edge of the sink sits on top of the worktop. This is the most standard type of installation and can be used with all worktop types, including laminate worktops. Inset sinks generally have a drainer board and are available in a wide range of styles and materials to suit your preference.

Undermount

When your worktop is made from a solid-surface material, such as granite, solid wood or engineered stone, you have the option of choosing an undermounted sink. This style is installed from beneath the work surface and allows for a clean minimalist look to the kitchen. Drainer grooves are often cut into the work surface to complete the elegant look.

Sink configurations and cabinet size

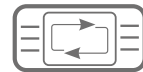
Whether you prefer the larger capacity of a single bowl or the versatility offered by a one and a half bowl sink, there are options to suit. The following symbols are used throughout this brochure as a guide.



Left hand drainer:
The drainer is to the left of the main bowl.



Right hand drainer:
The drainer is to the right of the main bowl.



Reversible drainer:
The sink has tap holes front and back to allow the sink to be fitted with the drainer to the left or the right.



Left hand 1/2 bowl:
For sinks without a drainer but multiple bowls. Indicates the small bowl is to the left of the main bowl.



Right hand 1/2 bowl:
For sinks without a drainer but multiple bowls. Indicates the small bowl is to the right of the main bowl.



Perlator: Mixes air into the flow of water to give a champagne-like flow.

It is essential to check the cabinet size of your kitchen to ensure that the sink will fit. Throughout the brochure, 'Min Cabinet' indicates the minimum cabinet size (measured left-to-right) required to allow the sink to fit.

Choosing a tap

Throughout our brochure we offer a wide choice of sinks to suit all tastes. Each of these sinks is priced with a Henley tap. However, if you would like to upgrade your tap to your choice and specification, please refer to pages 49-59 for our full range.


Materials and finishes

Kitchen sinks are available in a range of materials to suit your particular requirements and design preferences. Whichever material you choose, you can rest assured that your Carron Phoenix sink is manufactured to the highest standards.



Stainless Steel

Stainless Steel available in:



Granite

Manufactured using real granite particles, this material gives you the design flexibility to introduce colour into your sink area and offers exceptional performance for the life of your kitchen.

Synthetic


Using a newly-developed proprietary coating, our synthetic sinks offer excellent heat, shock and impact resistance at a value-for-money price level.

Stainless Steel

An established favourite, stainless steel sinks are practical, hard-wearing and easy to clean. Available in polished, brushed or linen finishes.

Ceramic

Whether your kitchen design is traditional or contemporary, the lustre of a fine-fireclay ceramic sink will add a touch of elegance.



Granite available in:

Granite



Synthetic available in:

Synthetic



Ceramic available in:

Ceramic



Granite is a beautifully tactile material which allows you to make a real statement in your kitchen.

The versatility of granite allows Carron Phoenix to create a range of designs which combine form and function perfectly.

Granite



Each Carron Phoenix sink is supported by a **Lifetime Guarantee** against manufacturing defects.

No other kitchen sink material offers the durability and hard-wearing properties of Carron Phoenix Granite. We use real Granite particles – the fourth hardest material known to man as the main component of every sink.

Scratch resistant, stain resistant, temperature resistant to 280°C and easy to clean, Carron Phoenix Granite sinks will retain their great looks for a lifetime.

When you're looking for a beautiful and hard working sink, granite is the ultimate choice. Furthermore, each Carron Phoenix sink is supported by a Lifetime Guarantee against manufacturing defects.

YOU CAN'T SCRATCH IT

Knives and forks won't mark or score the surface.



YOU CAN'T SCORCH IT

Even at 280°C the surface will not burn.



YOU CAN'T STAIN IT

Carron Granite sinks are highly resistant to staining, marking and fading.



EASY TO CLEAN

Carron Granite sinks are now 30% smoother than before and even easier to keep clean.



SANITIZED®

Silver ions embedded in the Granite prevent 99% of bacteria multiplying.



Choice of colours

Our granite sinks come in a choice of classic and contemporary neutrals, that offer superb design scope for combining with a wide range of work surface materials. Some of our colours contain metallic particles for a beautifully subtle, but rich appearance.



Sanitized®

Kitchens can be a critical location for the spreading of bacteria and on unprotected materials, bacteria can multiply every twenty minutes and have a negative effect on hygiene.

The integrated Sanitized® hygiene function in each Carron Phoenix Granite sink helps to keep your sink area clean and provides your sink with lasting protection.

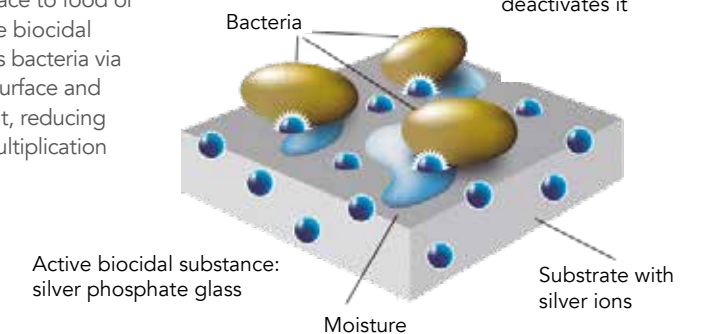
Sanitized® silver ions are embedded into our Granite offering you long-term protection. Silver is an active ingredient that prevents microbes and bacteria from multiplying and tests have proven that Carron Phoenix Granite treated with Sanitized® reduces bacteria and microbe growth by 99%.

The silver ions embedded within Carron Phoenix Granite destabilise any bacteria cell membranes, impeding their respiration and food intake as well as inhibiting cell division.

Sanitized® helps to keep the surface protected from bacteria and microbe growth after and in-between cleaning, and helps to reduce the risk of transferring bacteria and microbes from the sink surface to food or other objects. The biocidal substance locates bacteria via moisture on the surface and then deactivates it, reducing its growth and multiplication by 99%.



The silver ion locates bacteria via moisture and deactivates it



Bali



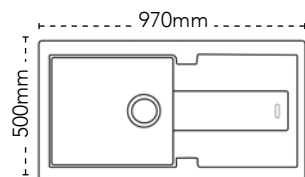
Upgrade to
your ideal tap!
See our taps range
on pages 49-59.

Bali brings a superb combination of style and grace to any kitchen space following the 'less is more' rule of styling. Available in three models and complemented by a range of modern yet practical accessories. Bali offers both simplicity and functionality for any busy kitchen.

Bali 105



Shown in Onyx
Pack comes with
Henley tap



Carron Pack Price
RRP **£641**
Sink only
RRP **£459**



DIMENSIONS	Left to Right: 970mm Front to Back: 500mm
BOWL DIMENSIONS	Left to Right: 460mm Front to Back: 390mm
BOWL DEPTH	190mm
CUT OUT DIMENSIONS CORNER RADIUS	Left to Right: 950mm Front to Back: 480mm 20mm
MINIMUM CABINET	600mm

OTHER – Suitable for WDU – Yes
Revolution Waste included

ACCESSORY PACK FOR BALI 105 **£87** 112.0192.501



Glass
Chopping
Board

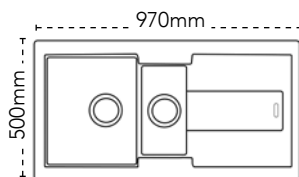


Wire
Basket 2

Bali 150



Shown in Polar White
Pack comes with
Henley tap



Carron Pack Price
RRP **£682**
Sink only
RRP **£500**



DIMENSIONS	Left to Right: 970mm Front to Back: 500mm
1ST BOWL DIMENSIONS	Left to Right: 350mm Front to Back: 390mm
2ND BOWL DIMENSIONS	Left to Right: 160mm Front to Back: 320mm
BOWL DEPTH	190mm /120mm
CUT OUT DIMENSIONS CORNER RADIUS	Left to Right: 950mm Front to Back: 480mm 20mm
MINIMUM CABINET	600mm

OTHER – Suitable for WDU – In main bowl only
Revolution Waste included

ACCESSORY PACK FOR BALI 150 **£82** 112.0067.976



Wire
Basket 1



Strainer bowl

Fiji



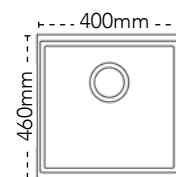
Upgrade to
your ideal tap!
See our taps range
on pages 49-59.

Fiji opens up the design potential for undermounting Granite sinks into a wide range of work surface materials. With its choice of beautifully neutral tones and contemporary shades, Fiji offers an appealing and high performance alternative to Stainless Steel.

Fiji 90



Shown in Polar White
Pack comes with
Henley tap



Carron Pack Price
RRP **£594**
Sink only
RRP **£412**



DIMENSIONS	Left to Right: 400mm Front to Back: 460mm
BOWL DIMENSIONS	Left to Right: 345mm Front to Back: 410mm
BOWL DEPTH	205mm
CUT OUT DIMENSIONS	Use template
MINIMUM CABINET	500mm

OTHER – Suitable for WDU – Yes
Revolution Waste included

ACCESSORY PACK FOR FIJI 90 **£36** 112.0018.988

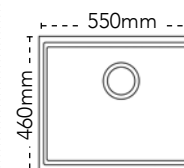


Wire
Basket 1

Fiji 100



Shown in Onyx
Pack comes with
Henley tap



Carron Pack Price
RRP **£612**
Sink only
RRP **£430**



DIMENSIONS	Left to Right: 550mm Front to Back: 460mm
BOWL DIMENSIONS	Left to Right: 504mm Front to Back: 390mm
BOWL DEPTH	205mm
CUT OUT DIMENSIONS	Use template
MINIMUM CABINET	600mm

OTHER – Suitable for WDU – Yes
Revolution Waste included

ACCESSORY PACK FOR FIJI 100 **£87** 112.0192.501



Glass
Chopping
Board



Wire
Basket 2

Upgrade to
your ideal tap!
See our taps range
on pages 49-59.

12



Fiji 100 in Stone Grey

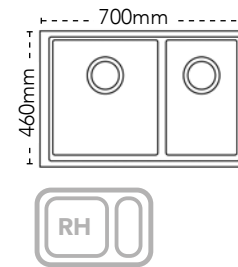


Fiji 150 in Polar White

Fiji 150




Shown in Onyx
Pack comes with
Henley tap



DIMENSIONS	Left to Right: 700mm Front to Back: 460mm
1ST BOWL DIMENSIONS	Left to Right: 355mm Front to Back: 390mm
2ND BOWL DIMENSIONS	Left to Right: 233mm Front to Back: 390mm
BOWL DEPTH	205mm/178mm
CUT OUT DIMENSIONS	Use template
MINIMUM CABINET	800mm

OTHER – Suitable for WDU – In main bowl only
Revolution Waste included

ACCESSORY PACK FOR FIJI 150 **£69** 112.0192.497



Carron Pack Price
RRP **£715**
Sink only
RRP **£533**

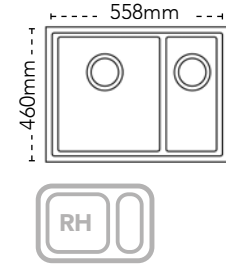
PW 125.0074.532
SG 125.0074.534
ON 125.0159.320

Henley tap Chrome -
115.0254.448

Fiji 150-16



Shown in Onyx
Pack comes with
Henley tap



DIMENSIONS	Left to Right: 558mm Front to Back: 460mm
1ST BOWL DIMENSIONS	Left to Right: 340mm Front to Back: 400mm
2ND BOWL DIMENSIONS	Left to Right: 160mm Front to Back: 400mm
BOWL DEPTH	200mm/130mm
CUT OUT DIMENSIONS	Use template
MINIMUM CABINET	600mm

OTHER – Suitable for WDU – In main bowl only
Revolution Waste included

ACCESSORY PACK FOR FIJI 150-16 **£36** 112.0018.988



Carron Pack Price
RRP **£682**
Sink only
RRP **£500**

PW 125.0435.708
SG 125.0521.960
ON 125.0435.709

Please note:
This sink does not
have a ledge.

Henley tap Chrome -
115.0254.448

13

Debut

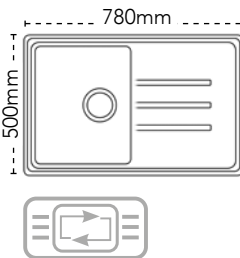


Upgrade to
your ideal tap!
See our taps range
on pages 49-59.

Our Debut range offers a modern touch to a classic design, with soft drainer grooves and gentle corners, this sink offers a great deal of functionality. Available in three models and each complemented by a range of accessories, Debut is a hard-working addition to your kitchen.



Debut 150 in Champagne with Opus tap



DIMENSIONS	Left to Right: 780mm Front to Back: 500mm
BOWL DIMENSIONS	Left to Right: 340mm Front to Back: 420mm
BOWL DEPTH	200mm
CUT OUT DIMENSIONS CORNER RADIUS	Left to Right: 760mm Front to Back: 480mm 20mm
MINIMUM CABINET	500mm

OTHER – Suitable for WDU – Yes
Standard Waste included

ACCESSORY PACK FOR DEBUT 100 **£36** 112.0018.988

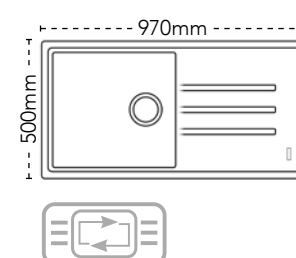


Wire
Basket

Carron Pack Price
RRP **£569**
Sink only
RRP **£387**

- PW 114.0201.152
- CO 114.0201.150
- SG 114.0252.361
- ON 114.0252.349

Henley tap Chrome -
115.0254.448



DIMENSIONS	Left to Right: 970mm Front to Back: 500mm
1ST BOWL DIMENSIONS	Left to Right: 450mm Front to Back: 420mm
BOWL DEPTH	200mm
CUT OUT DIMENSIONS CORNER RADIUS	Left to Right: 950mm Front to Back: 480mm 20mm
MINIMUM CABINET	600mm

OTHER – Suitable for WDU – Yes
Standard Waste included

ACCESSORY PACK FOR DEBUT 105 **£36** 112.0018.988

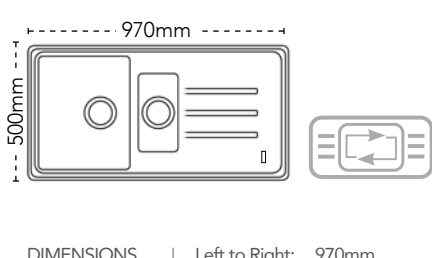


Wire
Basket

Carron Pack Price
RRP **£585**
Sink only
RRP **£403**

- PW 114.0288.187
- CO 114.0288.191
- SG 114.0288.192
- ON 114.0288.193

Henley tap Chrome -
115.0254.448



DIMENSIONS	Left to Right: 970mm Front to Back: 500mm
1ST BOWL DIMENSIONS	Left to Right: 340mm Front to Back: 420mm
2ND BOWL DIMENSIONS	Left to Right: 150mm Front to Back: 290mm
BOWL DEPTH	200mm /100mm
CUT OUT DIMENSIONS CORNER RADIUS	Left to Right: 950mm Front to Back: 480mm 20mm
MINIMUM CABINET	600mm

OTHER – Suitable for WDU – Yes
Standard Waste included

ACCESSORY PACK FOR DEBUT 150 **£84** 112.0255.467



Wire
Basket



Strainer
Bowl

Carron Pack Price
RRP **£597**
Sink only
RRP **£415**

- PW 114.0201.155
- CO 114.0201.153
- SG 114.0252.436
- ON 114.0252.432

Henley tap Chrome -
115.0254.448

Using a newly developed proprietary coating, our Synthetic sinks offer excellent heat, shock and impact resistance and offer exceptional value for money.

The Carron Phoenix Synthetic sinks are available in a choice of two colours to suit your kitchen design.



Synthetic

LIFETIME
GUARANTEE

Each Carron Phoenix sink is supported by a **Lifetime Guarantee** against manufacturing defects.

Janus 100

Janus

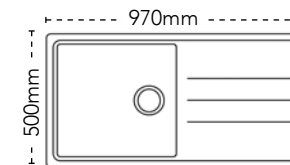
The Janus range of synthetic sinks offer great value and have a durable coating ensuring it is a hardworking sink; available in either Arctic White or Graphite colour options.

**Upgrade to
your ideal tap!**
See our taps range
on pages 49-59.

Janus 100



Shown in Arctic White
Pack comes with
Henley tap



Carron Pack Price
RRP £379
Sink only
RRP £197



DIMENSIONS	Left to Right: 970mm Front to Back: 500mm
BOWL DIMENSIONS	Left to Right: 450mm Front to Back: 420mm
BOWL DEPTH	200mm
CUT OUT DIMENSIONS	Left to Right: 950mm Front to Back: 480mm
MINIMUM CABINET	600mm

OTHER – Suitable for WDU – Yes
Standard Waste included

AW 114.0308.256

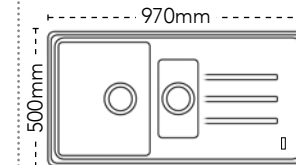
GP 114.0308.260

Henley tap Chrome -
115.0254.448

Janus 150



Shown in Graphite
Pack comes with
Henley tap



Carron Pack Price
RRP £404
Sink only
RRP £222



DIMENSIONS	Left to Right: 970mm Front to Back: 500mm
1ST BOWL DIMENSIONS	Left to Right: 340mm Front to Back: 420mm
2ND BOWL DIMENSIONS	Left to Right: 150mm Front to Back: 290mm
BOWL DEPTH	200mm/100mm
CUT OUT DIMENSIONS	Left to Right: 950mm Front to Back: 480mm
MINIMUM CABINET	600mm

OTHER – Suitable for WDU – In main bowl only
Standard Waste included

AW 114.0308.263

GP 114.0308.264

Henley tap Chrome -
115.0254.448



Stainless Steel

Stainless Steel is the professional's favourite. You can wash and buff it and over time it will develop a beautiful patina.

Even with years of rigorous use, Stainless Steel maintains the good looks that have made this material such a popular choice.

All of our sinks are made from high quality Stainless Steel, ensuring their lasting quality and performance.

Practical, stylish and always of the highest quality, it's easy to find the right design for your kitchen within our extensive range of Stainless Steel sinks.

Finishes available:



POLISHED



BRUSHED



LINEN



Each Carron Phoenix sink is supported by a **Lifetime Guarantee** against manufacturing defects.



Ibis 150U with Flora tap

Vela

The ultimate stainless steel sink for the modern kitchen, Vela combines sharp 10mm bowl corner radii with precise edges on the drainer to offer a minimalist and flushmount appearance. Each Vela model can be installed either as an inset or undermount.

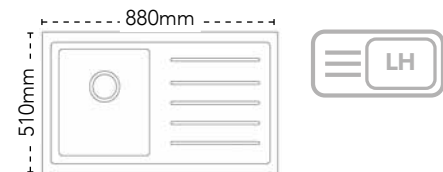
Upgrade to
your ideal tap!
See our taps range
on pages 49-59.

Vela 100

Shown in Polished Stainless Steel
Pack comes with
Henley tap



Image shows right hand model
(no longer available)



Carron Pack Price
RRP **£800**
Sink only
RRP **£618**

DIMENSIONS	Left to Right: 880mm Front to Back: 510mm
BOWL DIMENSIONS	Left to Right: 357mm Front to Back: 410mm
BOWL DEPTH	200mm
CUT OUT DIMENSIONS	Left to Right: 864mm Front to Back: 494mm
MINIMUM CABINET	500mm

OTHER – Suitable for WDU – Yes
Revolution Waste included

P LHD - 101.0158.011

Henley tap Chrome -115.0254.448

ACCESSORY PACK FOR VELA 100 **£70** 112.0167.958



Vela 150

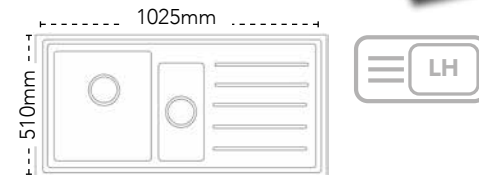
Upgrade to
your ideal tap!
See our taps range
on pages 49-59.

Vela 150

Shown in Polished Stainless Steel
Pack comes with
Henley tap



Image shows right hand model
(no longer available)



Carron Pack Price
RRP **£952**
Sink only
RRP **£770**

DIMENSIONS	Left to Right: 1025mm Front to Back: 510mm
1ST BOWL DIMENSIONS	Left to Right: 357mm Front to Back: 410mm
2ND BOWL DIMENSIONS	Left to Right: 157mm Front to Back: 345mm
BOWL DEPTH	200mm/140mm
CUT OUT DIMENSIONS	Left to Right: 1009mm Front to Back: 494mm
MINIMUM CABINET	600mm

OTHER – Suitable for WDU – In main bowl only
Revolution Waste included

P LHD - 101.0158.043

Henley tap Chrome -115.0254.448

ACCESSORY PACK FOR VELA 150 **£161** 112.0167.959



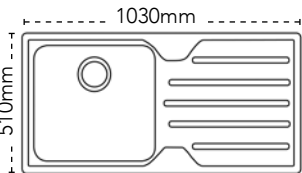
Ibis

The appeal of Ibis lies in its absolute simplicity. The inset models have low-profile edges, giving an almost seamless finish with the work surface. Clean lines and contemporary styling are echoed throughout the Ibis range, from the drainer pattern to the ergonomic bowl options that are deeper than the average sink.

**Upgrade to
your ideal tap!**
See our taps range
on pages 49-59.

Ibis 100

Shown in Polished Stainless Steel
Pack comes with
Henley tap



P LHD - 101.0155.229
RHD - 101.0154.519

Henley tap Chrome -
115.0254.448



DIMENSIONS	Left to Right: 1030mm Front to Back: 510mm
BOWL DIMENSIONS	Left to Right: 450mm Front to Back: 420mm
BOWL DEPTH	200mm
CUT OUT DIMENSIONS	Left to Right: 1014mm Front to Back: 494mm
MINIMUM CABINET	600mm

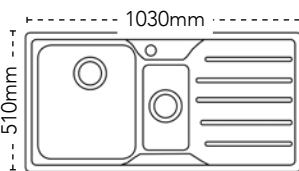
OTHER – Suitable for WDU – Yes
Revolution Waste included

ACCESSORY PACK FOR IBIS 100 **£84** 112.0067.984



Ibis 150

Shown in Polished Stainless Steel
Pack comes with
Henley tap



P LHD - 101.0042.891
RHD - 101.0042.910

Henley tap Chrome -
115.0254.448



DIMENSIONS	Left to Right: 1030mm Front to Back: 510mm
BOWL DIMENSIONS	Left to Right: 450mm Front to Back: 420mm
BOWL DEPTH	200mm
CUT OUT DIMENSIONS	Left to Right: 1014mm Front to Back: 494mm
MINIMUM CABINET	600mm

OTHER – Suitable for WDU – Yes
Revolution Waste included

ACCESSORY PACK FOR IBIS 150 **£126** 112.0073.193



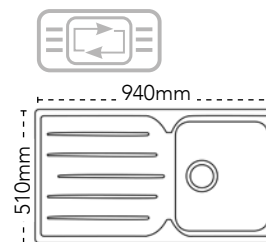
Adelphi

Boasting an ultra-slim, flush-fit edge profile, Adelphi is a sink that melts almost seamlessly into your work surface, offering an impeccably minimalist appearance. Whether you choose the single or 1.5 bowl option, Adelphi's contemporary and sleek design will remain stylish for years to come.

**Upgrade to
your ideal tap!**
See our taps range
on pages 49-59.

Adelphi 100


Shown in Polished Stainless Steel
Pack comes with
Henley tap



DIMENSIONS	Left to Right: 940mm Front to Back: 510mm
BOWL DIMENSIONS	Left to Right: 360mm Front to Back: 420mm
BOWL DEPTH	200mm
CUT OUT DIMENSIONS	Left to Right: 924mm Front to Back: 494mm
MINIMUM CABINET	500mm

OTHER – Suitable for WDU – Yes
Revolution Waste included

ACCESSORY PACK FOR ADELPHI 100 **£84** 112.0067.984



P - 127.0285.738

Henley tap Chrome -
115.0254.448

Carron Pack Price
RRP £517
Sink only
RRP £335



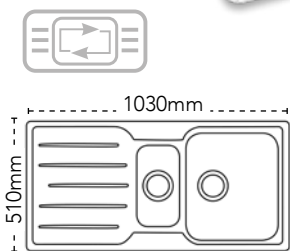
Adelphi 150 with Seraphina tap

Adelphi 150

Shown in Polished Stainless Steel
Pack comes with
Henley tap



Upgrade to
your ideal tap!
See our taps range
on pages 49-59.



DIMENSIONS	Left to Right: 1030mm Front to Back: 510mm
1ST BOWL DIMENSIONS	Left to Right: 360mm Front to Back: 420mm
2ND BOWL DIMENSIONS	Left to Right: 170mm Front to Back: 320mm
BOWL DEPTH	200mm / 130mm
CUT OUT DIMENSIONS	Left to Right: 1014mm Front to Back: 494mm
MINIMUM CABINET	600mm

OTHER – Suitable for WDU – In main bowl only
Revolution Waste included

ACCESSORY PACK FOR ADELPHI 150 **£126** 112.0073.193



P - 127.0285.739

Henley tap Chrome -
115.0254.448

Carron Pack Price

RRP £586

Sink only

RRP £404



Adelphi 150 with Seraphina Boiling Water tap

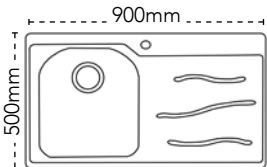
Maui

The Maui range succeeds in combining soft organic design with precise and contemporary angles. Maui is perfect if you want to make a unique design statement, whilst maintaining the best of Carron Phoenix practicality.

Upgrade to
your ideal tap!
See our taps range
on pages 49-59.

Maui 90

Shown in Polished Stainless Steel
Pack comes with
Henley tap



P LHD - 101.0155.116
RHD - 101.0155.119

Henley tap Chrome -
115.0254.448



DIMENSIONS	Left to Right:	900mm
	Front to Back:	500mm
BOWL DIMENSIONS	Left to Right:	370mm
	Front to Back:	400mm
BOWL DEPTH		200mm
CUT OUT DIMENSIONS	Left to Right:	884mm
	Front to Back:	484mm
MINIMUM CABINET		500mm

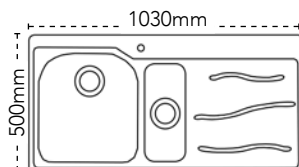
OTHER – Suitable for WDU – Yes
Revolution Waste included

ACCESSORY PACK FOR MAUI 90 **£63** 112.0171.042



Maui 150

Shown in Polished Stainless Steel
Pack comes with
Henley tap



P LHD - 101.0155.121
RHD - 101.0155.124

Henley tap Chrome -
115.0254.448



DIMENSIONS	Left to Right:	1030mm
	Front to Back:	500mm
1ST BOWL DIMENSIONS	Left to Right:	370mm
	Front to Back:	400mm
2ND BOWL DIMENSIONS	Left to Right:	160mm
	Front to Back:	360mm
BOWL DEPTH		200mm/130mm
CUT OUT DIMENSIONS	Left to Right:	1014mm
	Front to Back:	484mm
MINIMUM CABINET		600mm

OTHER – Suitable for WDU – In main bowl only
Revolution Waste included

ACCESSORY PACK FOR MAUI 150 **£123** 112.0171.046



Ibis 150

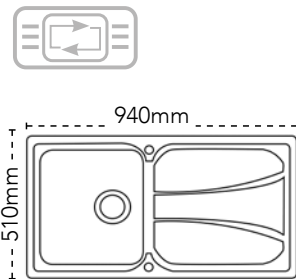
Zeta

Zeta's modern design combines straight lines with soft curves and the low profile perimeter gives added design appeal. Available in three inset models, Zeta is user-friendly with spacious bowls and practical accessories.

Upgrade to
your ideal tap!
See our taps range
on pages 49-59.

Zeta 90

Shown in Polished Stainless Steel
Pack comes with
Henley tap



DIMENSIONS	Left to Right: 940mm Front to Back: 510mm
BOWL DIMENSIONS	Left to Right: 360mm Front to Back: 420mm
BOWL DEPTH	180mm
CUT OUT DIMENSIONS	Left to Right: 924mm Front to Back: 494mm
MINIMUM CABINET	500mm

OTHER – Suitable for WDU – Yes
Standard Waste included

ACCESSORY PACK FOR ZETA 90 **£79** 112.0068.194

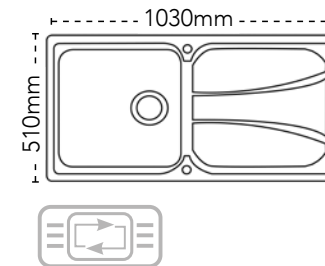


P - 101.0153.943
Henley tap Chrome -
115.0254.448

Carron Pack Price
RRP £440
Sink only
RRP £258

Zeta 100

Shown in Polished Stainless Steel
Pack comes with
Henley tap



P - 101.0043.154
Henley tap Chrome -
115.0254.448

DIMENSIONS	Left to Right: 1030mm Front to Back: 510mm
BOWL DIMENSIONS	Left to Right: 450mm Front to Back: 420mm
BOWL DEPTH	180mm
CUT OUT DIMENSIONS	Left to Right: 1014mm Front to Back: 494mm
MINIMUM CABINET	600mm

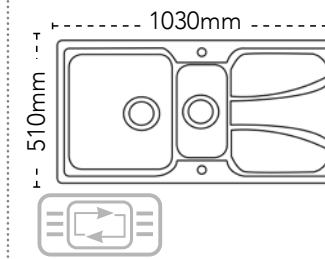
OTHER – Suitable for WDU – Yes
Standard Waste included

ACCESSORY PACK FOR ZETA 100 **£79** 112.0068.194



Zeta 150

Shown in Polished Stainless Steel
Pack comes with
Henley tap



P - 101.0043.152
Henley tap Chrome -
115.0254.448

DIMENSIONS	Left to Right: 1030mm Front to Back: 500mm
1ST BOWL DIMENSIONS	Left to Right: 370mm Front to Back: 400mm
2ND BOWL DIMENSIONS	Left to Right: 160mm Front to Back: 360mm
BOWL DEPTH	200mm/130mm
CUT OUT DIMENSIONS	Left to Right: 1014mm Front to Back: 484mm
MINIMUM CABINET	600mm

OTHER – Suitable for WDU – In main bowl only
Revolution Waste included

ACCESSORY PACK FOR ZETA 150 **£119** 112.0068.218



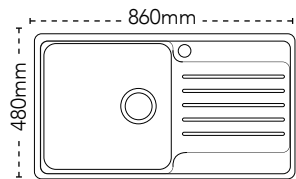
Atoll

The Atoll Stainless Steel inset sinks are appealing to all kitchen types. With their generously large bowls and crisp drainer grooves, these sinks are both stylish and practical at the same time!

Upgrade to
your ideal tap!
See our taps range
on pages 49-59.

Atoll 90

Shown in Polished Stainless Steel
Pack comes with
Henley tap



DIMENSIONS	Left to Right: 860mm Front to Back: 480mm
BOWL DIMENSIONS	Left to Right: 420mm Front to Back: 415mm
BOWL DEPTH	200mm
CUT OUT DIMENSIONS	Left to Right: 837mm Front to Back: 457mm
MINIMUM CABINET	600mm

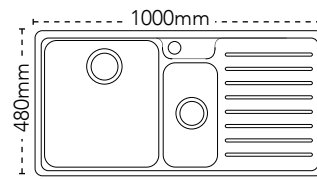
OTHER – Suitable for WDU – Yes
Revolution Waste included

ACCESSORY PACK FOR ATOLL 90 **£70** 112.0581.196



Atoll 150

Shown in Polished Stainless Steel
Pack comes with
Henley tap



DIMENSIONS	Left to Right: 1030mm Front to Back: 500mm
1ST BOWL DIMENSIONS	Left to Right: 370mm Front to Back: 400mm
2ND BOWL DIMENSIONS	Left to Right: 160mm Front to Back: 360mm
BOWL DEPTH	200mm/130mm
CUT OUT DIMENSIONS	Left to Right: 1014mm Front to Back: 484mm
MINIMUM CABINET	600mm

OTHER – Suitable for WDU – In main bowl only
Revolution Waste included

ACCESSORY PACK FOR ATOLL150 **£70** 112.0581.196



P LHD - 127.0576.501
RHD - 127.0576.502
Henley tap Chrome -
115.0254.448

P LHD - 127.0576.503
RHD - 127.0576.504
Henley tap Chrome -
115.0254.448

Carron Pack Price
RRP £406
Sink only
RRP £224

Carron Pack Price
RRP £461
Sink only
RRP £279



Atoll 150 with Sift Filter tap

Rapid

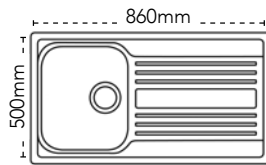
Our Rapid range offers classic curves and a modern appearance. Now available in chrome or linen finish. Each of the two models is complemented by a range of accessories, allowing you to make the most of your sink space.

Upgrade to
your ideal tap!
See our taps range
on pages 49-59.

Rapid 90

Shown in Brushed Chrome

Pack comes with
Henley tap



B 101.0495.180

L 101.0589.864

Henley tap Chrome -
115.0254.448



DIMENSIONS	Left to Right: 860mm Front to Back: 500mm
BOWL DIMENSIONS	Left to Right: 340mm Front to Back: 400mm
BOWL DEPTH	190mm
CUT OUT DIMENSIONS	Left to Right: 840mm Front to Back: 480mm
MINIMUM CABINET	500mm

OTHER – Suitable for WDU – Yes
Standard Waste included

BRUSHED

Carron Pack Price
RRP **£359**


Sink only
RRP **£177**

LINEN

Carron Pack Price
RRP **£383**

Sink only
RRP **£201**

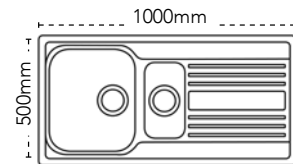
ACCESSORY PACK FOR RAPID 90 **£62** 112.0187.220



Rapid 150

Shown in Brushed Chrome

Pack comes with
Henley tap



B 101.0495.211

L 101.0589.865

Henley tap Chrome -
115.0254.448



DIMENSIONS	Left to Right: 1000mm Front to Back: 500mm
BOWL DIMENSIONS	Left to Right: 340mm Front to Back: 400mm
2ND BOWL DIMENSIONS	Left to Right: 160mm Front to Back: 300mm
BOWL DEPTH	190mm/120mm
CUT OUT DIMENSIONS	Left to Right: 980mm Front to Back: 480mm
MINIMUM CABINET	600mm

OTHER – Suitable for WDU – In main bowl only
Revolution Waste included

BRUSHED

Carron Pack Price
RRP **£433**

Sink only
RRP **£251**

LINEN

Carron Pack Price
RRP **£467**

Sink only
RRP **£285**

ACCESSORY PACK FOR RAPID 150 **£84** 112.0187.232



Rapid 150 with Pura tap

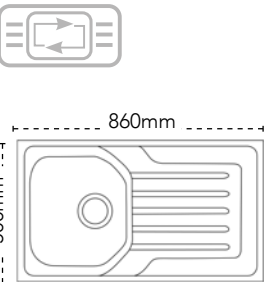
Onda

Our Onda sinks offer excellent value for money whilst combining good looks with high performance and durability.

Upgrade to
your ideal tap!
See our taps range
on pages 49-59.

Onda 90

Shown in Polished Stainless Steel
Pack comes with
Henley tap



DIMENSIONS	Left to Right:	860mm
	Front to Back:	500mm
BOWL DIMENSIONS	Left to Right:	345mm
	Front to Back:	395mm
BOWL DEPTH		160mm
CUT OUT DIMENSIONS	Left to Right:	840mm
	Front to Back:	480mm
MINIMUM CABINET		450mm

OTHER – Suitable for WDU – Yes
Standard Waste included

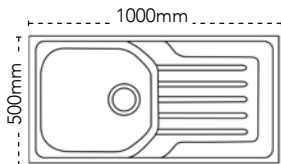
P - 101.0488.562
Henley tap Chrome -
115.0254.448

Carron Pack Price
RRP **£313**
Sink only
RRP **£131**

Upgrade to
your ideal tap!
See our taps range
on pages 49-59.

Onda 100

Pack comes with
Henley tap



DIMENSIONS	Left to Right:	1000mm
	Front to Back:	500mm
BOWL DIMENSIONS	Left to Right:	450mm
	Front to Back:	395mm
BOWL DEPTH		160mm
CUT OUT DIMENSIONS	Left to Right:	980mm
	Front to Back:	480mm
MINIMUM CABINET		600mm

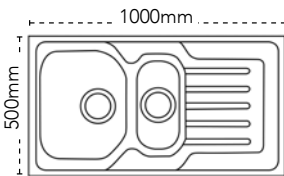
OTHER – Suitable for WDU – No
Standard Waste included

P - 101.0488.563
Henley tap Chrome -
115.0254.448

Carron Pack Price
RRP **£330**
Sink only
RRP **£148**

Onda 150

Pack comes with
Henley tap



DIMENSIONS	Left to Right:	1000mm
	Front to Back:	500mm
1ST BOWL DIMENSIONS	Left to Right:	345mm
	Front to Back:	395mm
2ND BOWL DIMENSIONS	Left to Right:	160mm
	Front to Back:	320mm
BOWL DEPTH		150mm/80mm
CUT OUT DIMENSIONS	Left to Right:	980mm
	Front to Back:	480mm
MINIMUM CABINET		600mm

OTHER – Suitable for WDU – No
Standard Waste included

P - 101.0488.564
Henley tap Chrome -
115.0254.448

Carron Pack Price
RRP **£356**
Sink only
RRP **£174**

Deca Inset / Undermount

Deca is a superb example of minimalist practicality and style, featuring a 12mm bowl corner radii across all models. Each Deca model can be installed either as an inset or undermount.

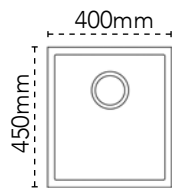
Upgrade to
your ideal tap!
See our taps range
on pages 49-59.

Deca 100

Shown in Polished Stainless Steel
Pack comes with
Henley tap



P 100 - 127.0442.744
Henley tap Chrome -
115.0254.448



Carron Pack Price
Deca 100
RRP **£661**
Sink only
RRP **£479**

DIMENSIONS	Left to Right: 400mm Front to Back: 450mm
BOWL DIMENSIONS	Left to Right: 360mm Front to Back: 410mm
BOWL DEPTH	200mm
CUT OUT DIMENSIONS (inset only)	Use template to u/mount Left to Right: 370mm Front to back: 420mm
MINIMUM CABINET	450mm

OTHER – Suitable for WDU – Yes
Revolution Waste included

ACCESSORY PACK FOR DECA 100 **£36** 112.0018.988



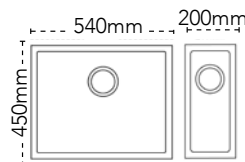
Wire
Basket

Deca 105/50

Shown in Polished Stainless Steel
Pack comes with
Henley tap



P 105 - 127.0442.745
50 - 127.0437.218
Henley tap Chrome -
115.0254.448



Carron Pack Price
Deca 105
RRP **£698**
Sink only
RRP **£516**

Carron Pack Price
Deca 50
RRP **£597**
Sink only
RRP **£415**

	Deca 105	Deca 50
DIMENSIONS	Left to Right: 540mm Front to Back: 450mm	Left to Right: 200mm Front to Back: 450mm
BOWL DIMENSIONS	Left to Right: 500mm Front to Back: 410mm	Left to Right: 160mm Front to Back: 410mm
BOWL DEPTH	200mm	140mm
CUT OUT DIMENSIONS (inset only)	Use template to u/mount Left to Right: 510mm Front to back: 420mm	Use template to u/mount Left to Right: 170mm Front to back: 420mm
MINIMUM CABINET	550mm	300mm

OTHER – Suitable for WDU – Yes
Revolution Waste included

OTHER – Suitable for WDU – No
Revolution Waste included

ACCESSORY PACK FOR DECA 105 **£55** 112.0178.435



Wire
Basket



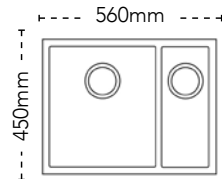
Deca 150 with Dante tap

Deca Inset / Undermount

38

Deca 150

Shown in Polished Stainless Steel
Pack comes with
Henley tap



P LHSB - 127.0442.746
RHSB - 127.0442.747

Henley tap Chrome -
115.0254.448

DIMENSIONS	Left to Right:	560mm
	Front to Back:	450mm
1ST BOWL DIMENSIONS	Left to Right:	340mm
	Front to Back:	410mm
2ND BOWL DIMENSIONS	Left to Right:	160mm
	Front to Back:	410mm
BOWL DEPTH	200mm/140mm	
CUT OUT DIMENSIONS (Inset only)	Use template to u/mount Left to Right: 530mm Front to Back: 420mm	
MINIMUM CABINET	600mm	

OTHER – Suitable for WDU – Yes
Revolution Waste included

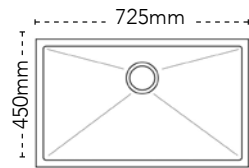
ACCESSORY PACK FOR DECA 150 **£36** 112.0018.988



Wire
Basket

Deca XL

Shown in Polished Stainless Steel
Pack comes with
Henley tap



P XL - 127.0437.219

Henley tap Chrome -
115.0254.448

DIMENSIONS	Left to Right:	725mm
	Front to Back:	450mm
BOWL DIMENSIONS	Left to Right:	685mm
	Front to Back:	410mm
BOWL DEPTH	200mm	
CUT OUT DIMENSIONS (Inset only)	Use template to u/mount Left to Right: 695mm Front to Back: 420mm	
MINIMUM CABINET	800mm	

OTHER – Suitable for WDU – Yes
Revolution Waste included

Carron Pack Price
RRP £721
Sink only
RRP £539

Upgrade to
your ideal tap!
See our taps range
on pages 49-59.

Zeta Undermount

Zeta's undermount models include the Zeta 150U, the first reversible installation undermount in our range.

Upgrade to
your ideal tap!
See our taps range
on pages 49-59.

Zeta 105 / 50U

Pack comes with
Henley tap



P 105U - 122.0167.719
50U - 122.0167.705

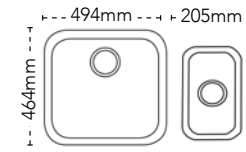
DIMENSIONS	Left to Right:	494mm	50U	205mm
	Front to Back:	464mm		464mm
BOWL DIMENSIONS	Left to Right:	450mm		170mm
	Front to Back:	420mm		365mm
BOWL DEPTH	200mm			130mm
CUT OUT DIMENSIONS	Use template			Use template
MINIMUM CABINET	500mm			300mm

OTHER – Suitable for WDU – Yes
Standard Waste included

OTHER – Suitable for
WDU – No Standard
Waste included

Henley tap Chrome -
115.0254.448

ACCESSORY PACK FOR ZETA 105U **£38** 112.0070.876



Wire
Basket

Carron Pack Price
Zeta 150U
RRP £549
Sink only
RRP £365

Carron Pack Price
Zeta 50U
RRP £391
Sink only
RRP £209

Zeta 150U

Sink shown with
Henley tap



P 150U - 122.0167.720

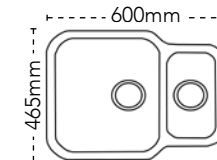


DIMENSIONS	Left to Right:	600mm
	Front to Back:	465mm
1ST BOWL DIMENSIONS	Left to Right:	360mm
	Front to Back:	420mm
2ND BOWL DIMENSIONS	Left to Right:	170mm
	Front to Back:	320mm
BOWL DEPTH	180mm/130mm	
CUT OUT DIMENSIONS	Use template	
MINIMUM CABINET	600mm	

OTHER – Suitable for WDU – In main bowl only
Standard Waste included

Henley tap Chrome -
115.0254.448

ACCESSORY PACK FOR ZETA 150U **£38** 112.0070.876



Wire
Basket

Carron Pack Price
RRP £492
Sink only
RRP £310

39

Ibis Undermount

The appeal of Ibis lies in its absolute simplicity. Clean lines and contemporary styling are echoed throughout the Ibis range.

Upgrade to
your ideal tap!
See our taps range
on pages 49-59.

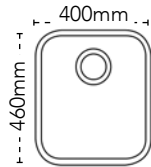
Ibis 100U

Pack comes with
Henley tap



P 100U - 122.0281.513

Henley tap Chrome -
115.0254.448



DIMENSIONS	Left to Right: 400mm Front to Back: 460mm
BOWL DIMENSIONS	Left to Right: 360mm Front to Back: 420mm
BOWL DEPTH	200mm
CUT OUT DIMENSIONS	Use template
MINIMUM CABINET	400mm

OTHER – Suitable for WDU – Yes
Revolution Waste included

Carron Pack Price
RRP **£417**
Sink only
RRP **£235**

ACCESSORY PACK FOR IBIS 100U **£38** 112.0070.876



Wire
Basket

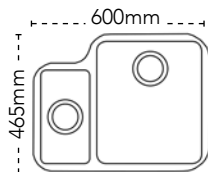
Ibis 150U

Pack comes with
Henley tap



P LHSB - 122.0284.072
RHSB - 122.0284.074

Henley tap Chrome -
115.0254.448



DIMENSIONS	Left to Right: 600mm Front to Back: 465mm
1ST BOWL DIMENSIONS	Left to Right: 360mm Front to Back: 420mm
2ND BOWL DIMENSIONS	Left to Right: 170mm Front to Back: 320mm
BOWL DEPTH	180mm /130mm
CUT OUT DIMENSIONS	Use template
MINIMUM CABINET	600mm

OTHER – Suitable for WDU – Yes
Revolution Waste included

Carron Pack Price
RRP **£573**
Sink only
RRP **£391**

ACCESSORY PACK FOR IBIS 150U **£38** 112.0070.876



Wire
Basket



Ibis 150U with Flora tap

Carisma Inset / Undermount

Carisma brings practical and sound design, and the optional 401 drainer provides additional functionality.

Upgrade to
your ideal tap!
See our taps range
on pages 49-59.

Carisma 400/401

Pack comes with Henley tap



	Carisma 400	Carisma 401
DIMENSIONS	Left to Right: 440mm Front to Back: 440mm	Left to Right: 440mm Front to Back: 440mm
BOWL DIMENSIONS	Diameter: 395mm	Diameter: 395mm
BOWL DEPTH	180mm	40mm
CUT OUT DIMENSIONS	Diameter: 425mm	Diameter: 425mm
MINIMUM CABINET	500mm	500mm

OTHER – Suitable for WDU – Yes
Revolution Waste included

OTHER – Suitable for WDU – No
Revolution Waste included

P 400 - 101.0042.581
401 - 101.0042.588

Henley tap Chrome -
115.0254.448

Carron Pack Price
Carisma 400
RRP **£361**
Sink only
RRP **£179**

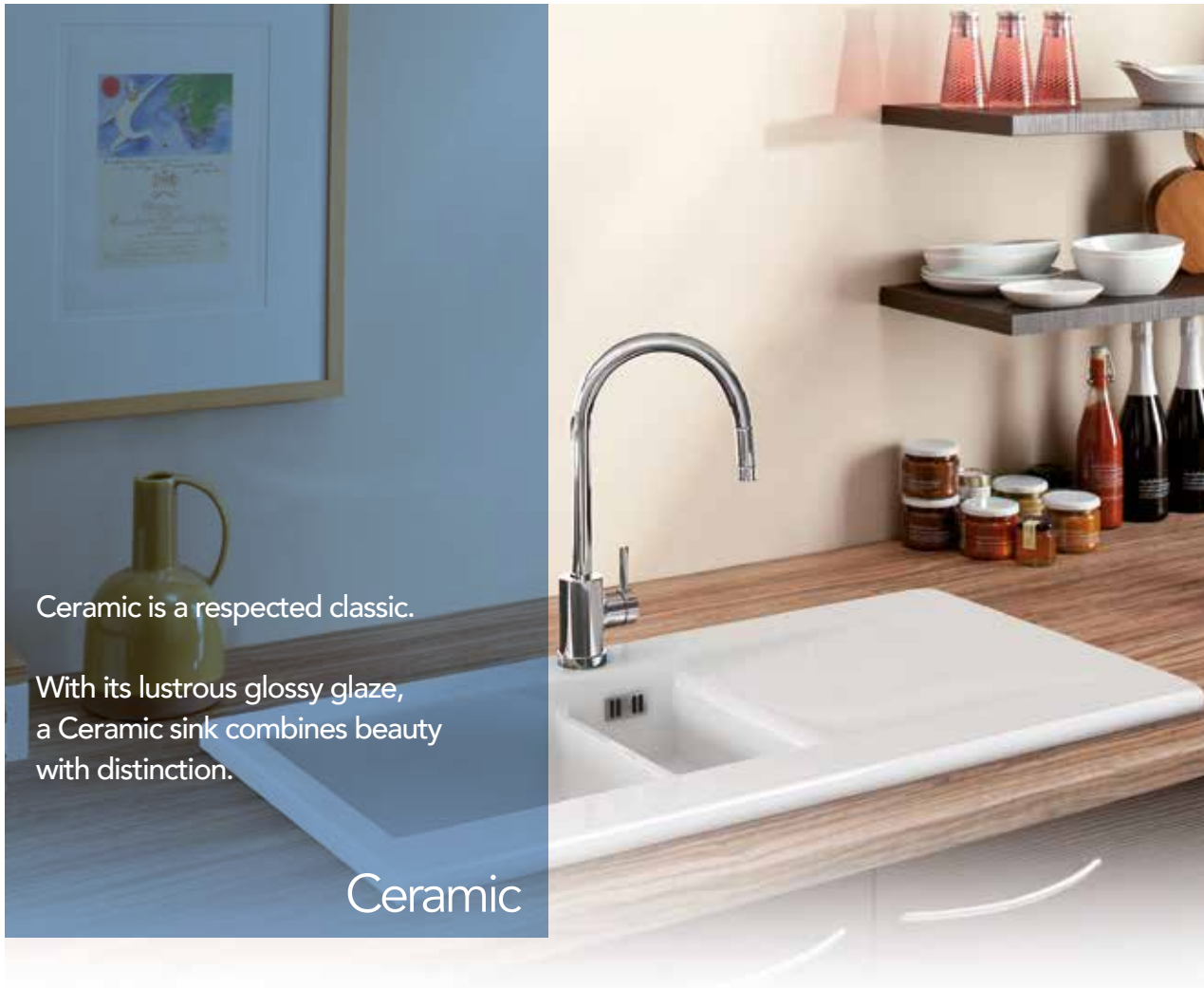
Carron Pack Price
Carisma 401
RRP **£335**
Sink only
RRP **£153**

ACCESSORY PACK FOR CARISMA 400 **£63** 112.0073.247



Round
Chopping
Board

Wire
Basket



Ceramic is a respected classic.

With its lustrous glossy glaze, a Ceramic sink combines beauty with distinction.

Ceramic



Each Carron Phoenix sink is supported by a **Lifetime Guarantee** against manufacturing defects.

Ceramic is a hard-working, non-porous surface that is easy to clean and extremely resistant to heat and chemicals.

Our Ceramic sinks are traditionally manufactured from fine-fireclay that is fired at high temperatures and then individually finished by hand. This ensures their fine quality with a true depth of colour and an impeccable smooth surface.



WHITE

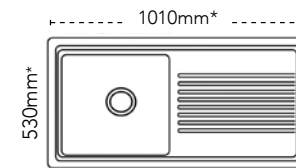
Sienna

The Sienna is a stylish and classic Ceramic sink, suited to both traditional and more contemporary kitchens.

Upgrade to your ideal tap!
See our taps range on pages 49-59.

Sienna 100

Pack comes with Henley tap



*Ceramic sink dimensions may vary $\pm 2\%$ due to firing process.



DIMENSIONS	Left to Right: 1010mm Front to Back: 530mm
BOWL DIMENSIONS	Left to Right: 410mm Front to Back: 455mm
BOWL DEPTH	210mm
CUT OUT DIMENSIONS	Use template
MINIMUM CABINET	600mm (40mm Worktop) 1000mm (30mm Worktop)

OTHER – Suitable for WDU – No Standard Waste included

Please note:

An extended flange is required if fitting a WDU to this Ceramic sink.

WH - 124.0188.034

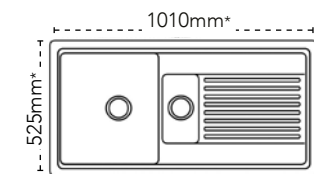
Henley tap Chrome - 115.0254.448

Carron Pack Price
RRP **£521**

Sink only
RRP **£339**

Sienna 150

Pack comes with Henley tap



*Ceramic sink dimensions may vary $\pm 2\%$ due to firing process.



DIMENSIONS	Left to Right: 1010mm Front to Back: 525mm
1ST BOWL DIMENSIONS	Left to Right: 410mm Front to Back: 325mm
2ND BOWL DIMENSIONS	Left to Right: 170mm Front to Back: 160mm
BOWL DEPTH	210mm/120mm
CUT OUT DIMENSIONS	Use template
MINIMUM CABINET	600mm (40mm Worktop) 1000mm (30mm Worktop)

OTHER – Suitable for WDU – Yes Standard Waste included

Please note:

An extended flange is required if fitting a WDU to this Ceramic sink.

WH - 124.0188.036

Henley tap Chrome - 115.0254.448

Carron Pack Price
RRP **£531**

Sink only
RRP **£349**

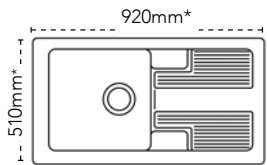
Shonelle

Shonelle offers a contemporary interpretation of the classic Ceramic sink. Each of the models balances stylish good looks with practical ergonomics and offers design versatility for contemporary kitchens.

Upgrade to
your ideal tap!
See our taps range
on pages 49-59.

Shonelle 105

Pack comes with
Henley tap



*Ceramic sink dimensions
may vary $\pm 2\%$ due to
firing process.



DIMENSIONS	Left to Right: 920mm Front to Back: 510mm
BOWL DIMENSIONS	Left to Right: 410mm Front to Back: 410mm
BOWL DEPTH	220mm
CUT OUT DIMENSIONS	Use template
MINIMUM CABINET	600mm

OTHER – Suitable for WDU – Yes
Standard Waste included

N.B. An extended flange is required if fitting
a WDU to this Ceramic sink

WH - 124.0477.792

Henley tap Chrome -
115.0254.448

Carron Pack Price
RRP **£551**
Sink only
RRP **£369**

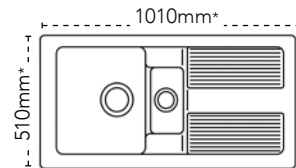
ACCESSORY PACK FOR SHONELLE 105 **£49** 112.0181.679



Wire
Basket

Shonelle 150

Pack comes with
Henley tap



*Ceramic sink dimensions
may vary $\pm 2\%$ due to
firing process.



DIMENSIONS	Left to Right: 1010mm Front to Back: 510mm
1ST BOWL DIMENSIONS	Left to Right: 360mm Front to Back: 420mm
2ND BOWL DIMENSIONS	Left to Right: 130mm Front to Back: 260mm
BOWL DEPTH	220mm/120mm
CUT OUT DIMENSIONS	Use template
MINIMUM CABINET	600mm

OTHER – Suitable for WDU – Yes
Standard Waste included

N.B. An extended flange is required if fitting
a WDU to this Ceramic sink

WH - 124.0477.793

Henley tap Chrome -
115.0254.448

Carron Pack Price
RRP **£565**
Sink only
RRP **£383**

ACCESSORY PACK FOR SHONELLE 150 **£49** 112.0181.680



Wire
Basket

Belfast

Belfast sinks bring together classic styling and good old-fashioned charm, yet they fit well with contemporary and traditional kitchens alike. Our single bowl Belfast sink is available with either a traditional weir or a more modern integrated overflow.

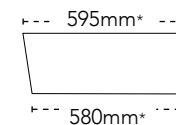
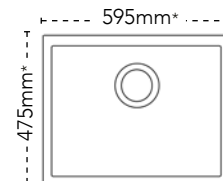
Upgrade to
your ideal tap!
See our taps range
on pages 49-59.



Belfast 110

Belfast 100

Pack comes with Henley tap



*Ceramic sink dimensions
may vary $\pm 2\%$ due to
firing process.

DIMENSIONS	Left to Right: 595mm Front to Back: 475mm
OVERALL HEIGHT	220mm
BOWL DIMENSIONS	Left to Right: 550mm Front to Back: 420mm
BOWL DEPTH	220mm
CUT OUT DIMENSIONS	Use sink as template
MINIMUM CABINET	600mm

OTHER – Suitable for WDU – Yes
Standard Waste included

N.B. An extended flange is required if fitting
a WDU to this Ceramic sink

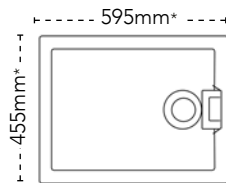
WH 100 - 124.0477.726

Henley tap Chrome -
115.0254.448

Carron Pack Price
RRP **£551**
Sink only
RRP **£369**

Belfast 110

Pack comes with Henley tap



*Ceramic sink dimensions may vary $\pm 2\%$ due to firing process.



WH - 124.0477.727

Henley tap Chrome - 115.0254.448

DIMENSIONS	Left to Right: 595mm Front to Back: 455mm
OVERALL HEIGHT	250mm
BOWL DIMENSIONS	Left to Right: 525mm Front to Back: 385mm
BOWL DEPTH	215mm
CUT OUT DIMENSIONS	Use sink as template
MINIMUM CABINET	600mm

OTHER – Suitable for WDU – No Mini Waste included

Carron Pack Price
RRP **£551**

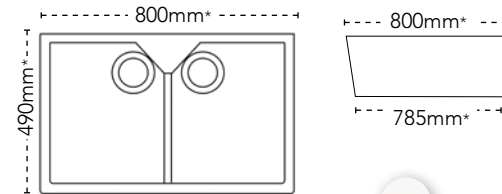
Sink only
RRP **£369**

Upgrade to
your ideal tap!

See our taps range
on pages 49-59.

Belfast 200

Pack comes with Henley tap



*Ceramic sink dimensions may vary $\pm 2\%$ due to firing process.

WH - 124.0477.749

Henley tap Chrome - 115.0254.448

DIMENSIONS	Left to Right: 800mm Front to Back: 490mm
OVERALL HEIGHT	220mm
1ST BOWL DIMENSIONS	Left to Right: 365mm Front to Back: 450mm
2ND BOWL DIMENSIONS	Left to Right: 365mm Front to Back: 450mm
BOWL DEPTH	200mm
CUT OUT DIMENSIONS	Use sink as template
MINIMUM CABINET	800mm

OTHER – Suitable for WDU – Yes Standard Waste included

N.B. An extended flange is required if fitting a WDU to this Ceramic sink

Carron Pack Price
RRP **£717**

Sink only
RRP **£535**

Carlow

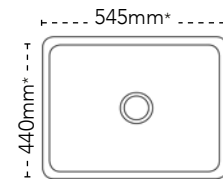
The Carlow range offers an exceptional crossover between classic Ceramic and the modern method of undermounting. The soft lines in each model are complemented by the crisp white Ceramic.

Upgrade to
your ideal tap!

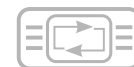
See our taps range
on pages 49-59.

Carlow 105

Pack comes with Henley tap



*Ceramic sink dimensions may vary $\pm 2\%$ due to firing process.



WH - 126.0659.184

Henley tap Chrome - 115.0254.448

DIMENSIONS	Left to Right: 545mm Front to Back: 440mm
BOWL DIMENSIONS	Left to Right: 492mm Front to Back: 388mm
BOWL DEPTH	176mm
CUT OUT DIMENSIONS	Use sink as template
MINIMUM CABINET	600mm

OTHER – Suitable for WDU – Yes Revolution Waste included

N.B. An extended flange is required if fitting a WDU to this Ceramic sink

Carron Pack Price
RRP **£526**

Sink only
RRP **£344**

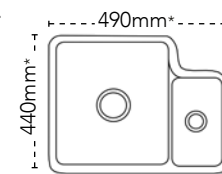
ACCESSORY PACK FOR CARLOW 105 **£38** 112.0070.876



Wire Basket

Carlow 150

Pack comes with Henley tap



*Ceramic sink dimensions may vary $\pm 2\%$ due to firing process.



WH - 126.0659.185

Henley tap Chrome - 115.0254.448

DIMENSIONS	Left to Right: 490mm Front to Back: 440mm
1ST BOWL DIMENSIONS	Left to Right: 335mm Front to Back: 390mm
2ND BOWL DIMENSIONS	Left to Right: 145mm Front to Back: 280mm
BOWL DEPTH	180mm / 120mm
CUT OUT DIMENSIONS	Use sink as template
MINIMUM CABINET	600mm

OTHER – Suitable for WDU – In main bowl only Revolution Waste included

N.B. An extended flange is required if fitting a WDU to this Ceramic sink

Carron Pack Price
RRP **£638**

Sink only
RRP **£456**

ACCESSORY PACK FOR CARLOW 150 **£36** 112.0018.988



Wire Basket

Waterford Inset / Undermount

Echoing the plain and simple design of a Belfast sink, the Waterford range of sinks can be installed as inset sinks or they can be undermounted.

**Upgrade to
your ideal tap!**
See our taps range
on pages 49-59.

Waterford 100/50

Pack comes with Henley tap

Shown undermounted



WH - 124.0477.791

WH - 124.0477.750

Henley tap Chrome -
115.0254.448

Henley tap Chrome -
115.0254.448

Waterford 100

Waterford 50

DIMENSIONS	Left to Right: 450mm Front to Back: 475mm	Left to Right: 250mm Front to Back: 475mm
BOWL DIMENSIONS	Left to Right: 380mm Front to Back: 405mm	Left to Right: 180mm Front to Back: 405mm
BOWL DEPTH	180mm	130mm
CUT OUT DIMENSIONS	Use sink as template	Use sink as template
MINIMUM CABINET	500mm	300mm

OTHER – Suitable for WDU – Yes
Standard Waste included

OTHER – Suitable for WDU – No
Standard Waste included

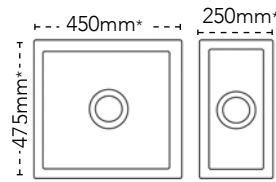
N.B. An extended flange is required if fitting
a WDU to this Ceramic sink

Carron Pack Price
Waterford 100
RRP **£489**

Sink only
RRP **£307**

Carron Pack Price
Waterford 50
RRP **£461**

Sink only
RRP **£279**



*Ceramic sink dimensions
may vary $\pm 2\%$ due to
firing process.



Shown inset with Dante Tri-Pure tap

Our tap range has been specially designed to give you all the options you need to complement your Carron Phoenix sink.

Whether you are looking for a contemporary, traditional or designer style, single or double lever operation, or even a boiling water or filter tap, we have a selection of high quality and attractive taps for you to choose from.

Taps



Each Carron Phoenix mixer tap is supported by a **Five year comprehensive Guarantee** against manufacturing defects.

Depending on the style and age of your house, you may require a specific style of tap, a model that is appropriate to the water pressure available in your kitchen. Specifically, many older properties will require a tap which has been designed to work best with lower water pressure or gravity fed systems.

So, if you know your property has low water pressure, choose a tap suitable for low pressure systems. If you have a high pressure system you can choose any tap. See the icon below next to tap of your choice for the recommended water pressure needed.

Household water pressures
(minimum tap flow rating)



CHROME



BRUSHED
NICKEL



ONYX



STONE
GREY



MATT
BLACK



0.2-0.5 bar



0.5-1.2 bar



1.2-1.5+ bar

Seraphina

3-in-1 Boiling Water Tap

CH

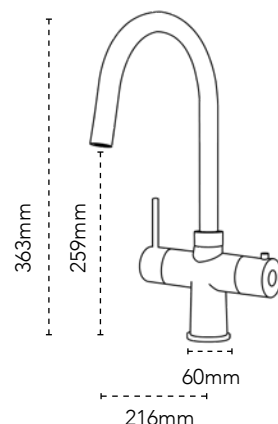
HIGH
PRESSURE



RRP **£954**
CH - 119.0285.777

TAP DIMENSIONS

Tap Height:	363mm
Base Width:	60mm
Spout Height:	259mm
Spout Reach:	216mm
Finish:	Chrome



Did you
know? 100°C
can sterilise
baby
bottles!

100°C

The Seraphina 3-in-1 Boiling Water tap provides instant boiling water (100°C) at the touch of a button. Seraphina provides normal hot and cold water as well as boiling water, all from the same unit.



Why waste electricity and water when boiling the kettle when you can have instant boiling water for making coffee, tea or for cooking on tap?

Seraphina incorporates a water conditioning filter, ensuring your boiling water is free from sediment, odour and any unwanted particles. Seraphina requires the activation of a safety button to operate the boiling water function, ensuring the safety of users.

In addition to the tap and the filter, the Seraphina system includes a 4.7 litre heating tank which can be situated horizontally behind a standard 150mm high cabinet plinth. This unique feature frees up the cabinet space underneath the sink for a very practical solution.

This tap and tank come with a 2 year guarantee.

IMPORTANT

Please be aware of your water pressure before purchase. If your water pressure is too low, the installation of a pump should be investigated. If your pressure is too high, the inclusion of a pressure reducing valve (not supplied) in the system will be necessary.

Operating pressures: 1.5 to 5 bar.

Filter Taps

Desirable, stylish and highly practical, Carron Phoenix Filter taps dispense hot, cold and perfectly filtered water.

Combining the considered elegance of our most stylish designs with technologically advanced water filtration, Carron Phoenix taps are the ultimate combination of fashion and functionality.

Dante Tri-Pure

Dante Tri-Pure Filter offers excellent filtration performance thanks to its double filtration system of charcoal and ceramics specially impregnated with silver particles.

The filter removes unwanted chlorine, cryptosporidium and other harmful bacteria and particles, yet leaving you with the minerals that are good for you.

MED
PRESSURE



Chrome
RRP **£523**
CH - 120.0193.061

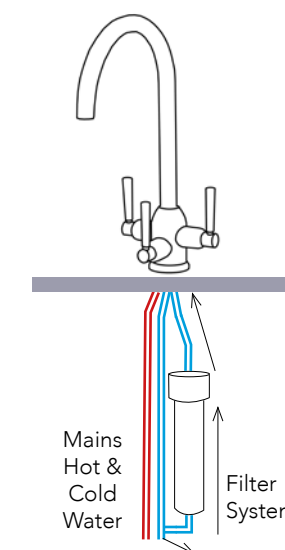
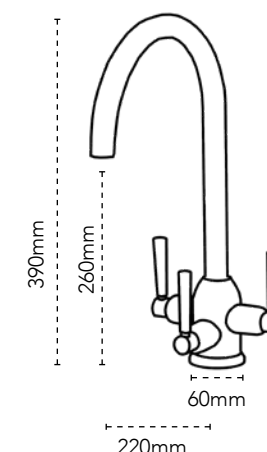


Perlator

CH

TAP DIMENSIONS

Tap Height:	390mm
Base Width:	60mm
Spout Height:	260mm
Spout Reach:	220mm
Finish:	Chrome





Sift Chrome Filter tap

Sift Filter

Add a touch of class to your kitchen with the Sift filtered water tap. Available in 3 colours, this graceful swan neck tap boasts modern styling and is the only tap in the filtered range which comes in a matt black finish.

The limescale reduction filter system improves the taste of the water, whilst also reducing limescale, odour and sediment.

MED
PRESSURE



Perlator



MB

Matt Black
RRP **£377**
MB - 120.0608.961



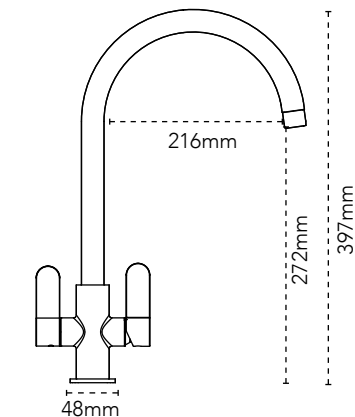
CH

Chrome
RRP **£327**
CH - 120.0608.887



BN

Brushed Nickel
RRP **£349**
BN - 120.0608.888



TAP DIMENSIONS

Tap Height:	397mm
Base Width:	48mm
Spout Height:	272mm
Spout Reach:	216mm
Finish:	Chrome Brushed Nickel Matt Black

Mixer Taps

A comprehensive selection of precision-made taps to complement your Carron Phoenix sink, available in a number of styles and finishes to suit your own personal taste.

Qubix

MED
PRESSURE



RRP **£381**
CH - 115.0074.715

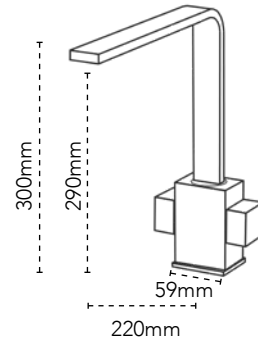


Perlator

CH

TAP DIMENSIONS

Tap Height: 300mm
Base Width: 59mm
Spout Height: 290mm
Spout Reach: 220mm
Finish: Chrome



Bali

MED
PRESSURE



RRP **£331**
CH - 115.0193.014

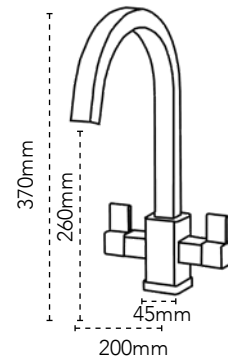


Perlator

CH

TAP DIMENSIONS

Tap Height: 370mm
Base Width: 45mm
Spout Height: 260mm
Spout Reach: 200mm
Finish: Chrome



Dante Pro

MED
PRESSURE



Pull-Out Nozzle

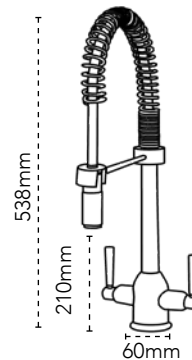


Perlator

CH

TAP DIMENSIONS

Tap Height: 538mm
Base Width: 60mm
Spout Height: 210mm
Spout Reach: 188mm
Finish: Chrome



Dante Pull-Out

MED
PRESSURE



Pull-Out Spray



Perlator

CH

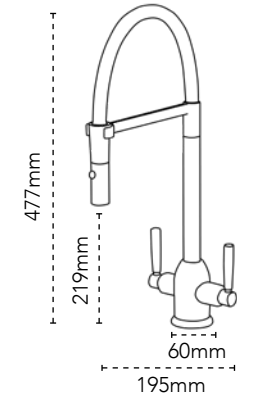
RRP **£327**

● Black - 115.0433.945
○ White - 115.0535.601
● Grey - 115.0535.602

Silicone hoses are available in Black, White and Grey

TAP DIMENSIONS

Tap Height: 477mm
Base Width: 60mm
Spout Height: 219mm
Spout Reach: 195mm
Finish: Chrome



Ardenza

MED
PRESSURE



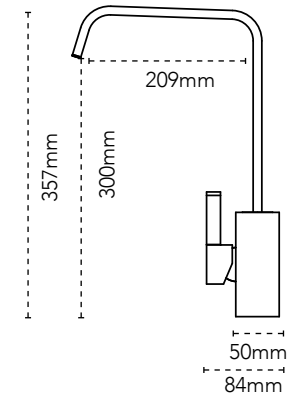
RRP **£321**

CH - 115.0605.463

CH

TAP DIMENSIONS

Tap Height: 357mm
Base Width: 50mm
Spout Height: 300mm
Spout Reach: 209mm
Finish: Chrome



Barra

MED
PRESSURE



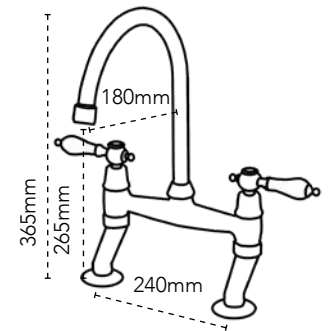
RRP **£288**

CH - 115.0074.732

CH

TAP DIMENSIONS

Tap Height: 365mm
Base Width: 240mm
Spout Height: 265mm
Spout Reach: 180mm
Finish: Chrome



Rosolina J Spout

MED
PRESSURE



RRP **£284**

Chrome
CH - 115.0605.452

RRP **£311**

Brushed Nickel
BN - 115.0605.453

RRP **£311**

Matt Black
MB - 115.0605.454



Perlator

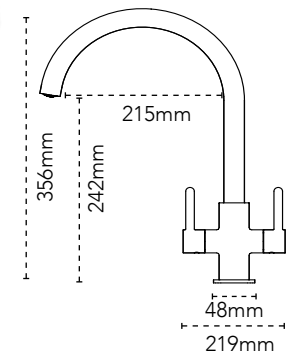
CH

BN

MB

TAP DIMENSIONS

Tap Height: 356mm
Base Width: 48mm
Spout Height: 242mm
Spout Reach: 215mm
Finish: Chrome
Brushed Nickel
Matt Black



Rosolina L Spout

MED
PRESSURE



RRP **£284**

Chrome
CH - 115.0605.455

RRP **£311**

Brushed Nickel
BN - 115.0605.456

RRP **£311**

Matt Black
MB - 115.0605.457



Perlator



CH



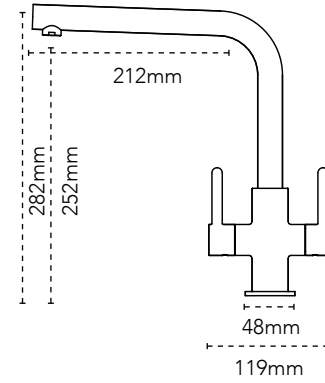
BN



MB

TAP DIMENSIONS

Tap Height:	282mm
Base Width:	48mm
Spout Height:	252mm
Spout Reach:	212mm
Finish:	Chrome Brushed Nickel Matt Black



Dante

LOW
PRESSURE



RRP **£263**

Chrome
CH - 115.0068.382

RRP **£275**

Brushed Nickel
BN - 115.0068.384



Perlator



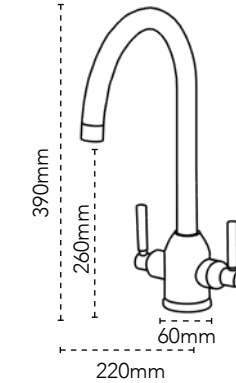
CH



BN

TAP DIMENSIONS

Tap Height:	390mm
Base Width:	60mm
Spout Height:	260mm
Spout Reach:	220mm
Finish:	Chrome Brushed Nickel



Reno

MED
PRESSURE



RRP **£253**

Chrome
CH - 115.0029.805

RRP **£261**

Stone Grey
SG - 115.0535.842

RRP **£261**

Onyx
ON - 115.0189.492



Perlator



CH



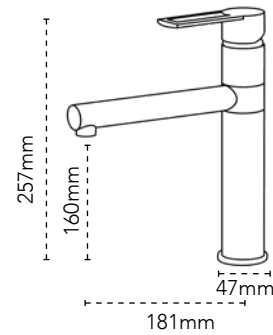
SG



ON

TAP DIMENSIONS

Tap Height:	257mm
Base Width:	47mm
Spout Height:	160mm
Spout Reach:	181mm
Finish:	Chrome Stone Grey Onyx



Windsor

LOW
PRESSURE



RRP **£232**

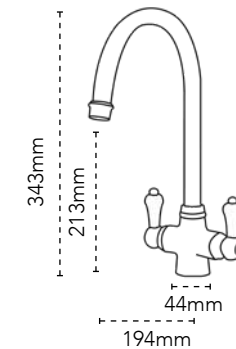
CH - 115.0281.850



CH


TAP DIMENSIONS

Tap Height:	343mm
Base Width:	44mm
Spout Height:	213mm
Spout Reach:	194mm
Finish:	Chrome



Alba

LOW
PRESSURE



RRP **£210**

Chrome
CH - 115.0068.379

RRP **£225**

Brushed Nickel
BN - 115.0188.558



Perlator



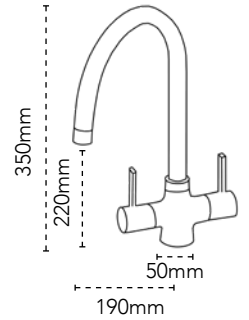
CH



BN

TAP DIMENSIONS

Tap Height:	350mm
Base Width:	50mm
Spout Height:	220mm
Spout Reach:	190mm
Finish:	Chrome Brushed Nickel



Opus

LOW
PRESSURE



RRP **£183**

Chrome
CH - 115.0019.224

RRP **£224**

Brushed Nickel
BN - 115.0019.236



Perlator



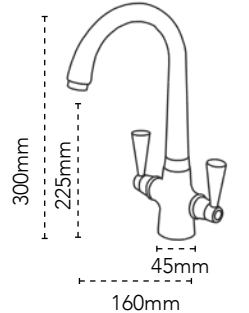
CH



BN

TAP DIMENSIONS

Tap Height:	300mm
Base Width:	45mm
Spout Height:	225mm
Spout Reach:	160mm
Finish:	Chrome Brushed Nickel



Henley

MED
PRESSURE



RRP **£182**

CH - 115.0254.448



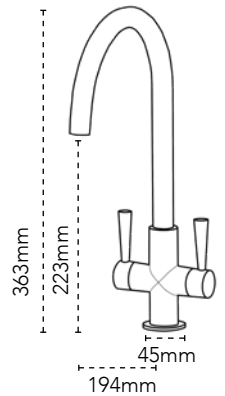
Perlator



CH

TAP DIMENSIONS

Tap Height:	363mm
Base Width:	45mm
Spout Height:	223mm
Spout Reach:	194mm
Finish:	Chrome



Flora

MED
PRESSURE



RRP **£179**

CH - 115.0254.459



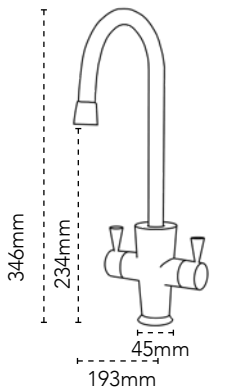
Perlator



CH

TAP DIMENSIONS

Tap Height:	346mm
Base Width:	45mm
Spout Height:	234mm
Spout Reach:	193mm
Finish:	Chrome



Osprey

CH

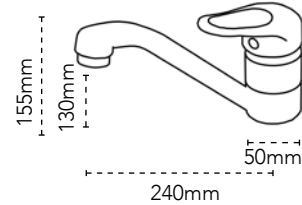
MED
PRESSURE



RRP **£166**
CH - 115.0019.206

TAP DIMENSIONS

Tap Height: 155mm
Base Width: 50mm
Spout Height: 130mm
Spout Reach: 240mm
Finish: Chrome



Savoy

MED
PRESSURE



RRP **£153**
Chrome
CH - 115.0254.455
RRP **£163**
Brushed Nickel
BN - 115.0605.451
RRP **£180**
Matt Black
MB - 115.0605.320

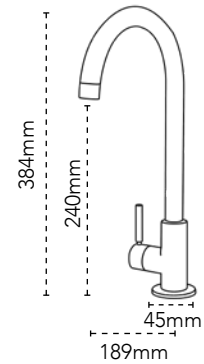


Perlator

CH BN MB

TAP DIMENSIONS

Tap Height: 384mm
Base Width: 45mm
Spout Height: 240mm
Spout Reach: 189mm
Finish: Chrome, Matt Black, Brushed Nickel



Orla

MED
PRESSURE



RRP **£149**
CH - 115.0567.656

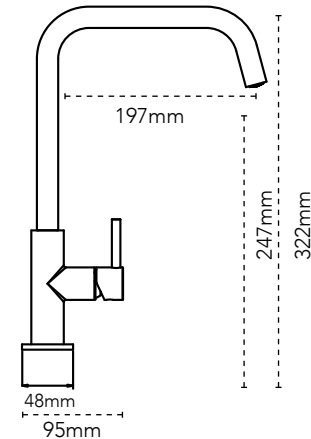


Perlator

CH


TAP DIMENSIONS

Tap Height: 322mm
Base Width: 48mm
Spout Height: 247mm
Spout Reach: 197mm
Finish: Chrome



Aztec

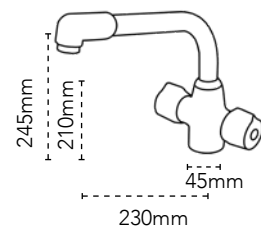
LOW
PRESSURE



RRP **£117**
CH - 115.0019.342

TAP DIMENSIONS

Tap Height: 245mm
Base Width: 45mm
Spout Height: 210mm
Spout Reach: 230mm
Finish: Chrome



Pura

CH

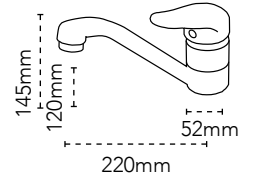
MED
PRESSURE



RRP **£77**
CH - 115.0254.458

TAP DIMENSIONS

Tap Height: 145mm
Base Width: 52mm
Spout Height: 120mm
Spout Reach: 220mm
Finish: Chrome



For up to date
pricing, please scan
QR code or visit
www.carron.com



Rapid 150 with Pura tap



With the environment in mind, we have a range of waste management solutions that can help you dispose of your waste in a highly efficient and eco-friendly way.

Waste Management

A quick, easy and efficient way to prevent organic waste going into landfill!

CARRONADE ELITE WASTE DISPOSAL UNITS

Waste disposal units are very easily installed with the current plumbing under your sink and are easy to operate.

Our premium specification products are sound insulated for a quiet operation, are septic safe and incredibly efficient. Carronade Elite waste disposal units are suitable for every day use. Food is fed into the disposer as it operates.

On/off control is operated by a separate air switch which is supplied.



WASTE SORTER BINS

Carron Phoenix waste sorter bins can be fitted easily into a kitchen cabinet and will help you to effectively segregate your waste prior to collection. With a range of configurations to choose from, each model features removable bin inserts and covers to contain odours.



Carronade Elite Waste Disposal Units

Carronade Elite CE-50

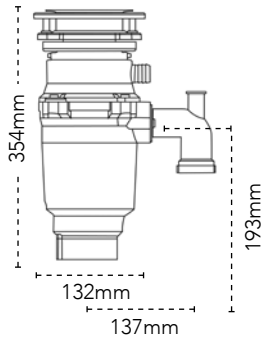
An extended flange is available if required at extra cost when fitting to ceramic sinks.



EXTENDED FLANGE
RRP £43



DIMENSIONS	
HEIGHT	354mm
WIDTH	132mm
TECHNICAL SPECIFICATIONS	
HORSEPOWER	1/2
RPM	2600
CAPACITY	600ml
OPERATION	Continuous
POWER	Airswitch
SOUND INSULATION	Full
WARRANTY	3 Years
134.0473.240	RRP £262



Carronade Elite CE-75

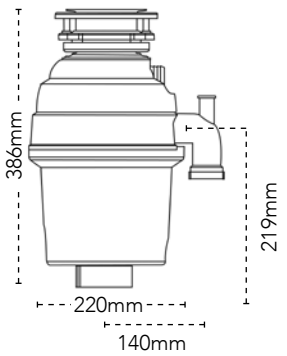
An extended flange is available if required at extra cost when fitting to ceramic sinks.



EXTENDED FLANGE
RRP £43



DIMENSIONS	
HEIGHT	386mm
WIDTH	220mm
TECHNICAL SPECIFICATIONS	
HORSEPOWER	3/4
RPM	2700
CAPACITY	800ml
OPERATION	Continuous
POWER	Airswitch
SOUND INSULATION	Full
WARRANTY	10 Years
134.0473.271	RRP £372

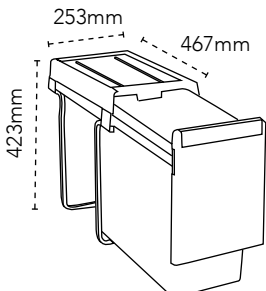


Waste Sorter Bins

Linea 130



DIMENSIONS	
HEIGHT	423mm
WIDTH	253mm
DEPTH	467mm
TECHNICAL SPECIFICATIONS	
NUMBER OF BINS	1
CAPACITY	1 x 30 litres
MIN. CABINET	300mm
OPERATION	Manual
WARRANTY	2 Years
134.0204.152	RRP £104

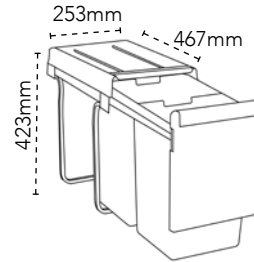


Waste Sorter Bins

Linea 230



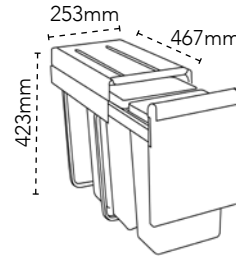
DIMENSIONS	
HEIGHT	423mm
WIDTH	253mm
DEPTH	467mm
TECHNICAL SPECIFICATIONS	
NUMBER OF BINS	2
CAPACITY	2 x 15 litres
MIN. CABINET	300mm
OPERATION	Manual
WARRANTY	2 Years
134.0204.599	RRP £104



Linea 330



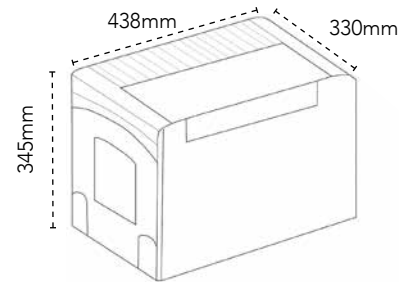
DIMENSIONS	
HEIGHT	423mm
WIDTH	253mm
DEPTH	467mm
TECHNICAL SPECIFICATIONS	
NUMBER OF BINS	3
CAPACITY	3 x 10 litres
MIN. CABINET	300mm
OPERATION	Manual
WARRANTY	2 Years
134.0204.153	RRP £104



Linea 332



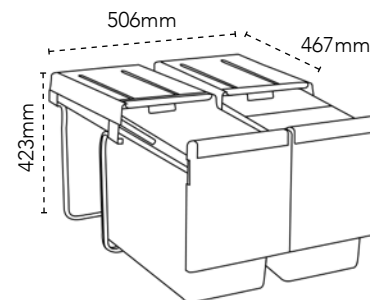
DIMENSIONS	
HEIGHT	340mm
WIDTH	438mm
DEPTH	330mm
TECHNICAL SPECIFICATIONS	
NUMBER OF BINS	3
CAPACITY	1 x 16 litres/2 x 8 litres
MIN. CABINET	500mm
OPERATION	Manual
WARRANTY	2 Years
134.0074.068	RRP £131



Linea 360



DIMENSIONS	
HEIGHT	423mm
WIDTH	506mm
DEPTH	467mm
TECHNICAL SPECIFICATIONS	
NUMBER OF BINS	3
CAPACITY	1 x 30 litres/2 x 15 litres
MIN. CABINET	600mm
OPERATION	Manual
WARRANTY	2 Years
134.0079.062	RRP £208



CARRON
PHOENIX

994.0662.438

CP/10/21



CARRON
PHOENIX

Carron Phoenix

Franke UK Ltd
West Park, MIOC,
Styal Road,
Manchester
M22 5WB

Tel: 0161 436 6280
Email: info@carron.com
www.carron.com

